LITHONIA LIGHTING®

DIGITAL NAVIGATION

Ordering Tree nLight Platform Sensor Switch JOT Photometrics Performance Data

Catalog Number	
Notes	
Type	

BLT Series LED

2BLT2

ADP Diffuser Option

2' x 2'
LED



Ribbed Reflector Option

FEATURES & SPECIFICATIONS

INTENDED USE — The BLT Best-in-Value Low Profile LED luminaire features a popular center basket design that offers a clean, versatile style and volumetric distribution. High efficacy LED light engines deliver energy savings and low maintenance compared to traditional sources. An extensive selection of configurations and options make the BLT the perfect choice for many lighting applications including schools, offices and other commercial spaces, retail, hospitals and healthcare facilities. The low profile BLT design (2-3/8") also makes it an excellent choice for renovation projects.

CONSTRUCTION — Prior to fabrication, BLT components are coated with a proprietary paint blend and die-formed for dimensional consistency.

The BLT reflector is available in both smooth and ribbed finishes. Choose RB from the fixture style section below for a ribbed finish.

End plates contain easy-to-position integral T-bar clips for securely attaching the luminaire to the T-grid. For additional T-grid security, optional screw on T-bar clips are available.

Diffusers are extruded from impact modified acrylic for increased durability.

LED boards and drivers are accessible from the plenum.

OPTICS — Volumetric illumination is achieved by creating an optimal mix of light to walls, partitions and vertical and horizontal work surfaces – rendering the interior space, objects and occupants in a more balanced, complimentary luminous environment. High performance extruded acrylic diffusers conceal LEDs and efficiently deliver light in a volumetric distribution. Four diffuser choices available - curved and square designs with ribbed or a smooth frosted finish.

ELECTRICAL — Long-life LEDs, coupled with high-efficiency drivers, provide superior quantity and quality of illumination for extended service life. 80% LED lumen maintenance at 60,000 hours (L80/60,000). Color Variation within 3-step MacAdam ellipse (3SDCM).

Non-Configurable BLT: Generic 0-10 volt dimming driver. Dims to 10%

Configurable BLT: available in High Efficiency (HE) versions for applications where a lower wattage (over the standard product) is required. The High Efficiency versions deliver >130 LPW and can be specified via the Lumen Package designations in the Ordering Information below.

eldoLED driver options deliver choice of dimming range, and choices for control, while assuring flicker-free, low-current inrush, 89% efficiency and low EMI.

Optional integrated nLight® controls make each luminaire addressable - allowing them to digitally communicate with other nLight enabled controls such as dimmers, switches, occupancy sensors and photocontrols. Connection to nLight is simple. It can be accomplished with integrated nLight AIR wireless rIO and rES7 sensors, or through standard Cat-5 cabling. nLight offers unique plug-and-play convenience as devices and luminaires automatically discover each other and self-commission. nLight AIR is commissioned easily through an intuitive model app.

Lumen Management: Unique lumen management system (option N80) provides on board intelligence that actively manages the LED light source so that constant lumen output is maintained over the system life, preventing the energy waste created by the traditional practice of over-lighting.

Step-level dimming option allows system to be switched to 50% power for compliance with common energy codes while maintaining fixture appearance.

SENSOR— Integrated sensor (individual control): Sensor Switch MSD7ADCX ((Passive infrared (PIR)) or MSDPDT7ADCX ((PIR/Microphonics Dual Tech (PDT)) integrated occupancy sensor/automatic dimming photocell allows the luminaire to power off when the space is unoccupied or enough ambient light is entering the space. See page 4 for more details on the integrated sensor.

Integrated Sensor (nLight Wired Networking): This sensor is nLight-enabled, meaning it has the ability to communicate over an nLight network. When wired, using CAT-5 cabling, with other nLight-enabled sensors, power packs, or WallPods, an nLight control zone is created. Once linked to a Gateway, directly or via a Bridge, the zone becomes capable of remote status monitoring and control via SensorView software. See page 4 for the nLight sensor options.

Integrated Smart Sensor (nLight Air Wireless Platform): The RES7 sensor is nLight AIR enabled, meaning it has the ability to communicate over the wireless nLight control platform. It is available with an automatic dimming photocell, and either a digital PIR or a microphonics (PDT) dual technology occupancy sensor. It pairs to other luminaires and wall switches through our mobile app, CL*AIR*ITY, which allows for simple sensor adjustment. See page 4 for more details on the Integrated Smart Sensor.

Integrated Wireless Sensor (single room control): Sensor Switch VERTEX JOT or JOTVTX15 luminaire-embedded occupancy and ambient light sensor allows the luminaire to power off when the space is unoccupied or when enough ambient light is entering the space. See page X for more details on the integrated wireless sensor.

INSTALLATION — The BLT's low profile design of only 2-3/8" provides increased installation flexibility especially in restrictive plenum applications. The BLT fits into standard 15/16" and narrow 9/16" T-grid ceiling systems.

Suitable for damp location.

For recessed mounting in hard ceiling applications, Drywall Grid Adapters (DGA) are available as an accessory. See Accessories section.

LISTINGS — CSA Certified to meet U.S. and Canadian standards. IC rated. Tested in accordance with ISO 14644-1; suitable for ISO Class 5-9 positive and negative pressure clean rooms.

DesignLights Consortium® (DLC) Premium qualified product and DLC qualified product. Not all versions of this product may be DLC Premium qualified or DLC qualified. Please check the DLC Qualified Products List at www.designlights.org/QPL to confirm which versions are qualified.

BUY AMERICAN — Product with the BAA option is assembled in the USA and meets the Buy America(n) government procurement requirements under FAR, DFARS and DOT.
Please refer to www.acuitybrands.com/buy-american for additional information.

WARRANTY — 5-year limited warranty. Complete warranty terms located at www.acuitybrands.com/support/warranty/terms-and-conditions

NOTE: Actual performance may differ as a result of end-user environment and application.
All values are design or typical values, measured under laboratory conditions at 25 °C.
Specifications subject to change without notice.

Specifications

Length: 23-3/4 (60.3)

Width: 23-3/4 (60.3)

Depth: 2-3/8 (6.0)

Depth with Air supply/return: 2-3/4 (6.9)

All dimensions are inches (centimeters) unless otherwise specified.

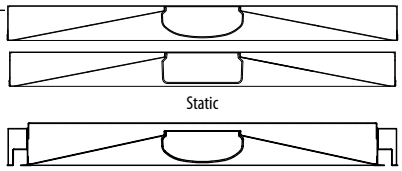

Static

Air Supply/Return

Embed nLight controls today. Prepare for tomorrow.

Now	Tomorrow
User-friendly install	Scalability
Enhanced energy savings	Space configuration
Code compliance	Future-ready

A+ Capable Luminaire

This item is an A+ capable luminaire, which has been designed and tested to provide consistent color appearance and out-of-the-box control compatibility with simple commissioning.

- All configurations of this luminaire meet the Acuity Brands' specification for chromatic consistency
- This luminaire is part of an A+ Certified solution for nLight® control networks when ordered with drivers marked by a shaded background*
- This luminaire is part of an A+ Certified solution for nLight control networks, providing advanced control functionality at the luminaire level, when selection includes driver and control options marked by a shaded background*

To learn more about A+, visit www.acuitybrands.com/aplus.

*See ordering tree for details

2BLT Volumetric Recessed Lighting 2'x2'

A+ Capable options indicated by this color background.

ORDERING INFORMATION Lead times will vary depending on options selected. Consult with your sales representative.

Example: 2BLT2 33L ADP EZ1 LP835

2BLT2

Series	Fixture Style	Air function	Lumens ‡		Diffuser	Voltage	Driver	Color temperature
2BLT2 2X2 BLT	(blank) Smooth Reflector RB Ribbed Reflector	(blank) Static A Air supply/ return ‡	**Standard efficiency ‡ (>125 LPW)** 20L 2000 33L 3300 40L 4000 48L 4800	**High efficiency ‡ (>130 LPW)** 20LHE 2000 33LHE 3300 40LHE 4000 48LHE 4800	ADP Curved, ribbed ADSM Curved, smooth SDP Square, ribbed SDSM Square, smooth **Includes trim rings to match sensored version** ADPT Curved, ribbed ADSMT Curved, smooth SDPT Square, ribbed SDSMT Square, smooth	(blank) MVOLT 120 120V 277 277V 347 347V ‡	EZ1 eldoLED dims to 1% (0-10 volt dimming) GZ1 Dims to 1% (0-10V dimming) [8] GZ10 Dims to 10% (0-10V dimming) ‡ SLD Step-level dimming ‡	LP830 82CRI, 3000 K LP835 82CRI, 3500 K LP840 82CRI, 4000 K LP850 82CRI, 5000 K LP930 90CRI, 3000K LP935 90CRI, 3500K LP940 90CRI, 4000K LP950 90CRI, 5000K

nLight Interface

nLight Wired

(blank)	no nLight ® interface
N80	nLight with 80% lumen management
N80EMG	nLight with 80% lumen management For use with generator supply EM power ‡
N100	nLight without lumen management
N100EMG	nLight without lumen management For use with generator supply EM power ‡

nLight Wireless

(blank)	no nLight ® interface
NLTAIR2	nLight AIR Generation 2 enabled ‡

Control ‡

nLight Wired

(blank)	No sensor control
NES7	nLight™ nES 7 PIR integral occupancy sensor ‡
NESPDT7	nLight™ nES PDT 7 dual technology integral occupancy control ‡
NES7ADCX	nLight™ nES 7 ADCX PIR integral occupancy sensor with automatic dimming photocell ‡
NESPDT7ADCX	nLight™ nES PDT 7 dual technology integral occupancy sensor with automatic dimming photocell ‡

nLight Wireless

RES7	nLight AIR PIR integral occupancy sensor with automatic dimming photocell for Networking Capabilities
RES7PDT	nLight AIR microphonics dual technology occupancy sensor with automatic dimming photocell
RIO	nLight AIR radio module without sensor
RES7EM	nLight AIR PIR integral occupancy sensor with automatic dimming photocell and UL924 Emergency Operation, via power interrupt detection ‡
RES7PDTEM	nLight AIR microphonics dual technology occupancy sensor with automatic dimming photocell and UL924 Emergency Operation, via power interrupt detection ‡
RIOEM	nLight AIR radio module less sensor, with UL924 Emergency Operation, via power interrupt detection ‡

Individual Control

MSD7ADCX	PIR integral occupancy sensor with automatic dimming control photocell ‡
MSDPDT7ADCX	PDT integral occupancy sensor with automatic dimming control photocell ‡
JOT	Wireless room control with "Just One Touch" pairing ‡
JOTVTX15	Wireless occupancy sensor with "Just One Touch" pairing ‡

Standy Mode

NOC	NOC Occupancy sensor disabled ‡

Options

BDP Disconnect Plug

EL7L	700 lumen battery pack (Noncompliant with CA T20) ‡
EL14L	1400 lumen battery pack (Noncompliant with CA T20) ‡
EL14LSD	1400 lumen battery pack with self-diagnostic testing feature (Noncompliant with CA T20) ‡
E10WLCP	EM Self-Diagnostic battery pack, 10W Constant Power, Certified in CA Title 20 MAEDBS ‡

CP	Chicago plenum ‡
BGTD	Bodine Generator Transfer Device ‡
PWS1836	6' pre-wire, 3/8" diameter, 18 gauge, 1 circuit
PWS1846	6' pre-wire, 3/8" diameter, 18 gauge, 2 circuit
PWS1846 PWSLV	Two cables: one 6' pre-wire, 3/8" diameter, 18 gauge, 2 circuits; one 6' pre-wire, 3/8" diameter, 18 gauge ‡
PWS1856LV	6' pre-wire, 3/8" diameter, 18 gauge, 1 circuit w/low voltage wires ‡

GLR	Fast-blowing fuse ‡
GMF	Slow-blowing fuse ‡
NPLT	Narrow pallet
RRL_	RELOC®-ready luminaire ‡
LATC	Earthquake clip
DWAM	Anti-Microbial paint
JP28	Job packaging ‡
JP36	Job packaging
IP5X	Gasketed diffuser compartment to meet IP5X rating ‡
BAA	Buy America(n) Act Compliant

NOTE: ‡ indicates option value has ordering restrictions. Please reference the Option Value Ordering Restictions chart on the next page. Options are sorted alphanumerically.

© 2015-2021 Acuity Brands Lighting, Inc. All rights reserved. Rev. 07/28/21

‡ Option Value Ordering Restrictions	
Option value	**Restriction**
347	Not available with SLD, EL7L, EL14L, or E10WLCP options.
A	Not available with RB fixture style, consult factory for air flow data.
BGTD	Not available with J0T, J0TVTX15 sensor options or emergency battery options. Must specify voltage. Requires BSE labeling, voltage specific. Consult factory for options. Example: BGTD BSE10.
Control	Must specify diffuser with trim rings.
CP	Not available with N80, N80EMG, N100, or N100EMG.
GZ1, GZ10	Not available with any Control or Sensor options except J0T & J0TVTX15
EL7L, EL14L, EL14LSD, E10WLCP	When using pre-wire option, use PWS1846 or PWS1846 PWSLV. For more information on the EL14LSD, please see the PSSD2 specification sheet.
GLR, GMF	Must specify voltage. 120 or 277, with GLR and GMF fusing.
IP5X	Not available with air supply/return or Wired Networking (NES_) and Individual Control (MSD_) sensors.
J0T, J0TVTX15	Not available with SLD, nLight, NLTAIR2, NOC, or BGTD options.
JP28	Only available with options: NES7, NESPDT7, NES7ADCX, NESPDT7ADCX, MSD7ADCX, MSDPDT7ADCX, RES7, RES7PDT, RIO. Not available when sensor options combined with air supply return option.
Lumens	Approximate lumen output. For high Efficiency, all versions may not achieve 130+ LPW. Refer to photometry on www.acuitybrands.com. Air supply/return option, 90 CRI, and versions with integral sensor trim rings may not achieve 130 LPW.
MSD7ADCX, MSDPDT7ADCX	Only available with EZ1 driver option. 0-10v dimming wires not accessible via access plate.
NES7, NESPDT7, NES7ADCX, NESPDT7ADCX	Requires N80, N80EMG, N100, or N100EMG. Only available with EZ1 driver.
NLTAIR2	Must order with nLight Wireless option from Control section. Only available with EZ1 driver.
NOC	Can only be ordered in conjunction with EZ1, NLTAIR2, RES7/RES7PDT. Occupancy sensor disabled at factory but can be re-enabled upon commissioning.
N80EMG, N100EMG	nLight EMG option requires a connection to existing nLight network. Power is provided from a separate N80 or N100 enabled fixture.
PWS1846 PWSLV, PWS1856LV	Not available with nLIGHT wired network or individual controls
RES7EM, RES7PDTEM, RIOEM	See UL924 Sequence of Operation chart on page 3.
RRL_	For ordering logic consult: RRL_2013.
SLD	Not available with with any nLight Interface or Control options.

Multiple Diffuser Options

ADP
Curved Ribbed

ADSM
Curved Smooth

SDP
Square Ribbed

SDSM
Square Smooth

SDSM Diffuser Option

Non-Configurable BLT

Stock/MTO	Catalog Description *	UPC	Lumens	Wattage	LPW	Color Temperature	Voltage	Pallet Qty
Stock	2BLT2 33L ADP LP835	190887529708	3332	26.67	124.92	3500K/82 CRI	120-277	56
	2BLT2 33L ADP LP840	190887529739	3385	26.67	126.91	4000K/82CRI	120-277	56
	2BLT2 33L ADP EL14L LP835	190887529890	3332	26.67	124.92	3500K/82CRI	120-277	56
	2BLT2 33L ADP EL14L LP840	190887529937	3385	26.67	126.91	4000K/82CRI	120-277	56

*Generic 0-10V Dimming to 10%.

MOUNTING DATA	
Ceiling Type	**Appropriate Trim Type**
Exposed grid tee (1' and 9/16")	G
Concealed grid tee	G
Plaster or plasterboard	G*

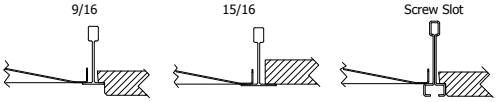

*DGA accessory available to provide ceiling trim flange and fixture support for plaster or plasterboard ceiling. Recommended rough-in dimensions for DGA installation is 24-3/4" x 24-3/4" (Tolerance is +1/8", -0").

UL924 Sequence of Operation
For 90 minutes following any complete AC power interruption >200 ms: • Digital dimming is commanded to high end trim level. • Device ignores wireless lighting control commands.

© 2015-2021 Acuity Brands Lighting, Inc. All rights reserved. Rev. 07/28/21

Accessories & Replacement Parts

Accessories: *Order as separate catalog number.*	
DGA22	Drywall grid adapter for 2x2 recessed fixture
2X2SMKSHP PAF	Surface Mount Troffer Kit Post Paint
RK8BDP 2P U	Disconnect Plug (BDP), 2 Pole, Package of 1
RK8BDP 3P U	Disconnect Plug (BDP), 3 Pole, Package of 1
RK8BDP 2P J10	Disconnect Plug (BDP), 2 Pole, Package of 10
RK8BDP 2P J40	Disconnect Plug (BDP), 2 Pole, Package of 40

Replacement Parts: *Order as separate catalog number.*		
*247WJV	2DBLT24 ADP LENS ASSEMBLY	2 ft. replacement lens
*249P2P	2DBLT24 SDP LENS ASSEMBLY	2 ft. replacement lens
*249P2W	2DBLT24 ADSM LENS ASSEMBLY	2 ft. replacement lens
*249P32	2DBLT24 SDSM LENS ASSEMBLY	2 ft. replacement lens
*237LT1	2DBLT24 ADPT LENS ASSEMBLY	2 ft. replacement lens
*237LT3	2DBLT24 SDPT LENS ASSEMBLY	2 ft. replacement lens
*237LT5	2DBLT24 ADSMT LENS ASSEMBLY	2 ft. replacement lens
*237LT7	2DBLT24 SDSMT LENS ASSEMBLY	2 ft. replacement lens
*237LT9	2DBLT24 ADPT SENSOR LENS ASSEMBLY	2 ft. replacement lens
*237M4Y	2DBLT24 SDPT SENSOR LENS ASSEMBLY	2 ft. replacement lens
*237M57	2DBLT24 ADSMT SENSOR LENS ASSEMBLY	2 ft. replacement lens
*237M5H	2DBLT24 SDSMT SENSOR LENS ASSEMBLY	2 ft. replacement lens

JOT Wireless

JOT
Just One Touch

Sensor Switch JOT Enabled Wireless Solution

Designed with contractors in mind, the Sensor Switch JOT enabled wireless solution offers a straightforward approach to the installation and pairing of lighting fixtures and controls. Absolutely no 0-10V control wires and no mobile apps are needed with JOT enabled products, allowing for lightning speed installation right out of the box.

1. **Power:** Install JOT enabled fixtures and controls as instructed.
2. **Pair:** Insert the pairing tool into the pinhole on the wall switch; press and hold any button for 6 seconds.
3. **Play:** Once paired, each fixture will individually dim down to 10% brightness. All products will be fully functional.

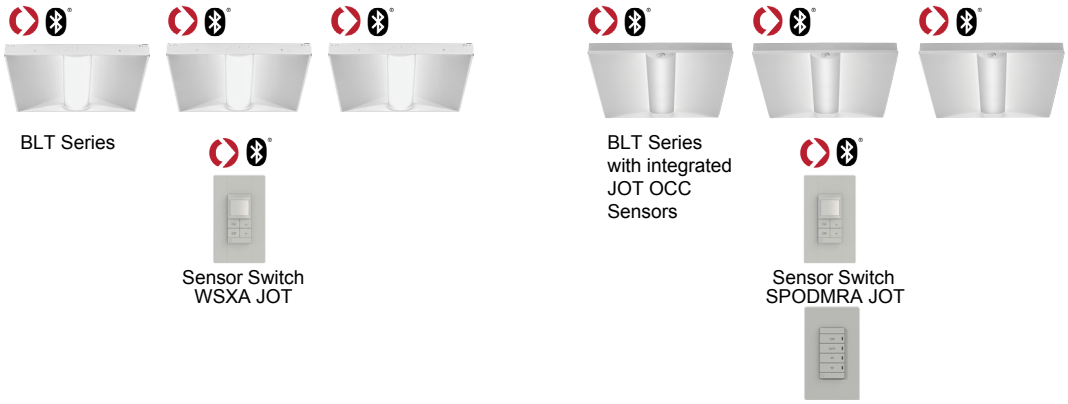

© 2015-2021 Acuity Brands Lighting, Inc. All rights reserved. Rev. 07/28/21

nLight Platform

nLight embedded fixtures offer:	Customers get:
Manual Dimming	Convenience and visual comfort for occupants
Motion Sensing and/or Daylight Harvesting	Energy savings and code compliance
Fixture or Group Level Control	Ability to configure lighting to the space requirements
Flexibility	Ease of fixture moves, adds and changes
Wireless Wall Switch (nLight AIR Only)	Ease and flexibility of placement
Astronomical and Time of Day Scheduling	Energy savings and building security
Scalable Solution	nLight controls to grow with your business
Future-Ready	nLight platform to set foundation for future upgrades and capabilities

nLight Air Wireless

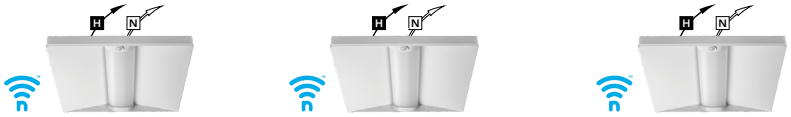

BLT Series

Simple as 1,2,3

1. Install the nLight® AIR fixtures with embedded smart sensor
2. Install the wireless battery-powered wall switch
3. With CL**AIR**ITY app, pair the fixtures with the wall switch and if desired, customize the sensor settings for the desired outcome

nLight AIR rPODBA

Mobile Device

nLight Wired Networking

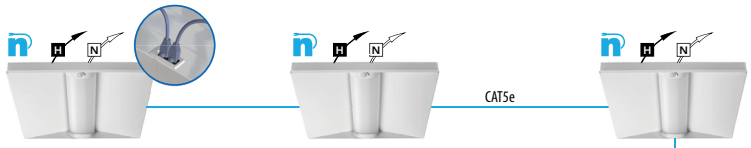

BLT Series

Simple as 1,2,3

1. Install the nLight® Wired fixtures with embedded control
2. Install the nLight Wired wall switch
3. Connect the fixtures using standard CAT5e cables and the devices will automatically discover each other and work (plug and play)

nLight Wired nPODMA

© 2015-2021 Acuity Brands Lighting, Inc. All rights reserved. Rev. 07/28/21

Sensor Options					
Option	Automatic Dimming Photocell	Occupancy Sensing		nLight Wired Networking	nLight AIR Networking
		PIR	PDT		
MSD7ADCX	X	X			
MSDPDT7ADCX	X		X		
NES7		X		X	
NES7ADCX	X	X		X	
NESPDT7			X	X	
NESPDT7ADCX	X		X	X	
RES7	X	X			X
RESPDT7	X	X	X		X

Sensor Coverage Pattern
Mini 360° Lens

- Recommended for walking motion detection from mounting heights between 8 ft (2.44 m) and 20 ft (6.10 m)
- Initial detection of walking motion along sensor axes at distances of 2x the mounting height up to 15 ft (4.57 m) and
- 1.75x up to 20 ft (6.10 m).
- Provides 12 ft (3.66 m) radial detection of small motion when mounted at 9 ft (2.74 m)
- Initial detection will occur earlier when walking across sensor's field of view than when walking directly at sensor

9 FT Mounting

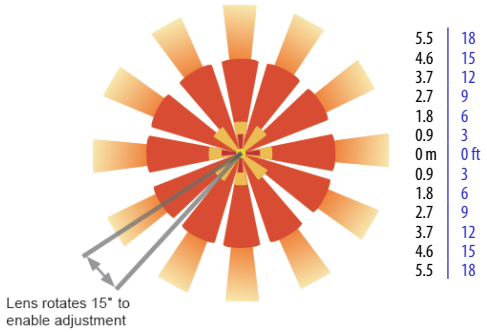

Integrated Sensor with Individual Control

The MSD7ADCX PIR occupancy sensor/automatic dimming photocell is ideal for areas without obstructions and where daylight harvesting may be desired. Suggested applications include, but not limited to, hallways, corridors, storage rooms, and breakrooms or other areas where people are typically moving.

The MSDPDT7ADCX PIR/Microphonics Dual Tech occupancy sensor/automatic dimming photocell is ideal for areas with obstructions and where daylight harvesting is desired. Suggested applications include, but not limited to, open offices, private offices, classrooms, public restrooms, and conference rooms.

nLight AIR Wireless

nLight AIR is the ideal solution for retrofit or new construction spaces where adding additional wiring can be labor intensive and nLight AIR is available with or without an integral sensor. The integrated rES7 or rES7PDT smart sensors are part of each luminaire in the nLight AIR network, which can be grouped to control multiple luminaires. The granularity of control with the digital PIR occupancy detection and daylight sensing makes a great solution for any application.

nLight Wired Networking

The nES 7 is ideal for small rooms without obstructions or areas with primarily walking motion. Ideal areas include hallways, corridors, storage rooms, and breakrooms. Additionally, the nES7ADCX includes an integrated photocell, which enables daylight harvesting controls.

For areas like restrooms, private offices, open offices, conference rooms or any space with obstructions, the nES PDT 7 dual technology sensor is recommended. The nES PDT 7 utilizes both PIR (passive infrared) and Microphonics technologies to detect occupancy. Additionally, the nESPDT7ADCX includes an integrated photocell, which enables daylight harvesting controls which is ideal for areas where windows are present.

Sequence of Operation (MSD7 Sensor)

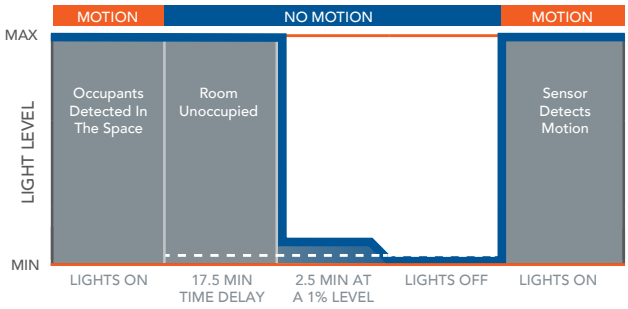

*The presetting on the automatic dimming photocell is 5fc.

Sequence of Operation (nES7 and rES7 and Sensor)

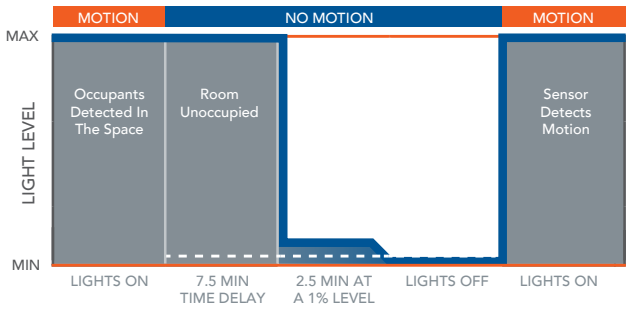

*The presetting on the automatic dimming photocell is 5fc (NES7) and 10fc (RES7).

© 2015-2021 Acuity Brands Lighting, Inc. All rights reserved. Rev. 07/28/21

Controls Accessories

nLight® Wired Control Accessories:
Order as separate catalog number. Visit www.acuitybrands.com/products/controls/nlight.

WallPod stations	Model number	Occupancy sensors	Model number
On/Off	nPODMA [Color]	Small motion 360°, ceiling (PIR / dual tech)	nCM 9 RJB / nCM PDT 9 RJB
On/Off & raise/lower	nPODMA DX [Color]	Large motion 360°, ceiling (PIR / dual tech)	nCM10 RJB / nCM PDT 10 RJB
Graphic touchscreen	nPOD TOUCH [Color]	Wall switch with raise/lower	nWSX PDT LV DX [color]
Photocell controls	**Model number**	**Cat-5 cable (plenum rated)**	**Model number**
Full range dimming	nCM ADCX RJB	10' cable	CAT5 10FT J1
		30' cable	CAT5 30FT J1

nLight® AIR Control Accessories:
Order as separate catalog number. Visit www.acuitybrands.com/products/controls/nlightair.

Wall switches	Model number
On/Off single pole	rPODBA [color] G2
On/Off two pole	rPODB A2P [color] G2
On/Off & raise/lower single pole	rPODBA DX [color] G2
On/Off & raise/lower two pole	rPODBA 2P DX [color] G2

BLT fixtures with integrated rIO devices complement any small office space. Pair them with an rCMS occupancy sensor and the space now has wireless occupancy sensing and dimming capability. For additional configuration options please consult with Tech Support.

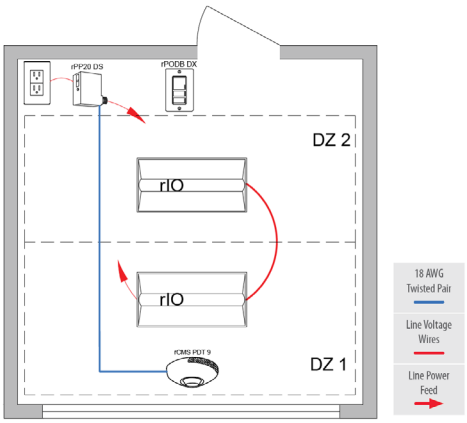

rCMS[1] — **Example: RCMS PDT 10 AR G2**

Series / Detection	Power Supply[1]	Occupancy Detection	Lens (Required)	Operating Mode	Generation
RCMS nLight AIR occupancy and daylight sensor	[blank] Power Supply ordered separately PS 150 Standard 150 mA Power Supply	[blank] PIR Detection PDT Dual Tech PIR/ Microphonics	10 Large Motion/ Extended Range 360° 9 Small Motion/ Extended Range 360° 6 High Bay 360° Lens	[BLANK] None AR Auxiliary Relay	G2 Generation 2 compatibility

Notes
1 RCMS requires low voltage power from either RPP20 DS 24V G2 or PS150.

Sensor Switch WSX

nLight WIRED NPOD UNITOUCH

nLight WIRED nPODMA DX

nLight AIR rPODBA

BLT with rIO **rPODBA** **RCMS**

© 2015-2021 Acuity Brands Lighting, Inc. All rights reserved. Rev. 07/28/21

Constant Lumen Management

Enabled by the embedded nLight control, the BLT actively tracks its run-time and manages its light source such that constant lumen output is maintained over the system life. Referred to as lumen management, this feature eliminates the energy waste created by the traditional practice of over-lighting.

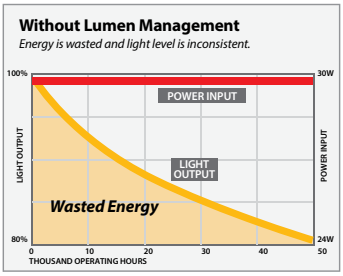

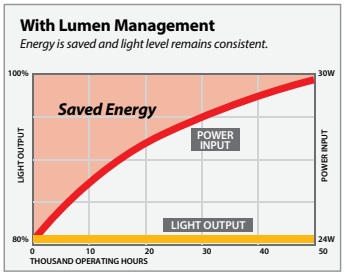

PHOTOMETRICS

2BLT2 33L ADP LP835, 3332 delivered lumens, test no. ISF36900P19, tested in accordance to IESNA LM-79

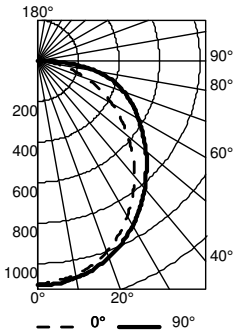

CP Summary

	0°	90
0°	1103	1103
5°	1090	1104
15°	1042	1064
25°	946	989
35°	817	881
45°	664	757
55°	500	634
65°	340	517
75°	177	383
85°	40	164
90	1	14

Coefficients of Utilization

RCR (pf / pc / pw)	20% 80% 70%	20% 80% 50%	20% 80% 30%	20% 70% 50%	20% 70% 30%	20% 70% 10%	20% 50% 50%	20% 50% 30%	20% 50% 10%
0	119	119	119	116	116	116	111	111	111
1	108	102	97	100	96	92	96	92	89
2	97	88	81	86	80	74	83	77	72
3	88	77	69	76	68	61	72	66	60
4	81	68	59	67	58	52	64	57	51
5	74	61	51	60	51	44	57	50	44
6	68	55	45	54	45	39	52	44	38
7	63	50	40	49	40	34	47	39	34
8	59	45	36	44	36	30	43	36	30
9	55	41	33	41	33	27	40	32	27
10	52	38	30	38	30	25	37	30	25

Zonal Lumen Summary

Zone	Lumens	% Lamp	% Fixture
0° - 30°	853	25.6	25.6
0° - 40°	1390	41.7	41.7
0° - 60°	2466	74.0	74.0
0° - 90°	3330	100.0	100.0
90° - 120°	2	0.0	0.0
90° - 130°	2	0.0	0.0
90° - 150°	2	0.0	0.0
90° - 180°	2	0.0	0.0
0° - 180°	3332	100.0	100.0

2BLT2 40L ADP LP835, 4041 delivered lumens, test no. ISF36900P35, tested in accordance to IESNA LM-79

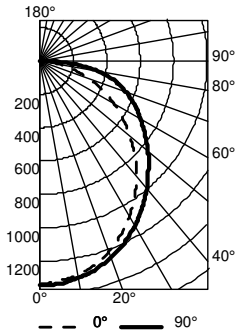

CP Summary

	0°	90
0°	1338	1338
5°	1322	1339
15°	1263	1291
25°	1148	1199
35°	991	1069
45°	805	918
55°	607	769
65°	412	627
75°	214	465
85°	48	199
90	1	17

Coefficients of Utilization

RCR (pf / pc / pw)	20% 80% 70%	20% 80% 50%	20% 80% 30%	20% 70% 50%	20% 70% 30%	20% 70% 10%	20% 50% 50%	20% 50% 30%	20% 50% 10%
0	119	119	119	116	116	116	111	111	111
1	108	102	97	100	96	92	96	92	89
2	97	88	81	86	80	74	83	77	72
3	88	77	69	76	68	61	72	66	60
4	81	68	59	67	58	52	64	57	51
5	74	61	51	60	51	44	57	50	44
6	68	55	45	54	45	39	52	44	38
7	63	50	40	49	40	34	47	39	34
8	59	45	36	44	36	30	43	36	30
9	55	41	33	41	33	27	40	32	27
10	52	38	30	38	30	25	37	30	25

Zonal Lumen Summary

Zone	Lumens	% Lamp	% Fixture
0° - 30°	1035	25.6	25.6
0° - 40°	1686	41.7	41.7
0° - 60°	2991	74.0	74.0
0° - 90°	4039	100.0	100.0
90° - 120°	2	0.0	0.0
90° - 130°	2	0.0	0.0
90° - 150°	2	0.0	0.0
90° - 180°	2	0.0	0.0
0° - 180°	4041	100.0	100.0

© 2015-2021 Acuity Brands Lighting, Inc. All rights reserved. Rev. 07/28/21

Performance Data					
Model Number	**Lumens**	**LPW**	**Watts**	**DLC Listing**	**DLC ID**
2BLT2 20L ADP EZ1 (GZ1, GZ10) LP840 [All Options]	2065.45	124.06	16.64	Premium	PM92196A
2BLT2 20L ADP EZ1 (GZ10) LP835 [All Options]	2033	126.58	16.06	Premium	P6445UVD
2BLT2 20L ADP GZ1 LP835 [All Options]	2033	122.11	16.64	standard	PLNK6MX8
2BLT2 20L ADPT EZ1 (GZ10) LP840 [All Options]	2037.91	126.89	16.06	Premium	PYX15QEQ
2BLT2 20L ADPT GZ1 LP835 [All Options]	2005.89	120.49	16.64	standard	P40HQGLB
2BLT2 20L ADPT GZ1 LP840 [All Options]	2037.91	122.41	16.64	standard	PB3HB9AK
2BLT2 33L ADP EZ1 (GZ1, GZ10) LP835 [All Options]	3332	124.92	26.67	Premium	PHSXHE8F
2BLT2 33L ADP EZ1 (GZ1, GZ10) LP840 [All Options]	3385.19	126.91	26.67	Premium	PD18CKQ8
2BLT2 33L ADPT EZ1 (GZ1, GZ10) LP840 [All Options]	3340.05	125.22	26.67	Premium	PF98CZ2H
2BLT2 33L ADPT EZ1 (GZ10) LP835 [All Options]	3287.57	125.14	26.27	Premium	PTKZR9WQ
2BLT2 33L ADPT GZ1 LP835 [All Options]	3287.57	123.25	26.67	standard	PTN5023N
2BLT2 40L ADP EZ1 (GZ1, GZ10) LP835 [All Options]	4041	127.35	31.73	Premium	P1XWW9GV
2BLT2 40L ADP EZ1 (GZ1, GZ10) LP840 [All Options]	4105.51	129.38	31.73	Premium	PHCQ2CQF
2BLT2 40L ADPT EZ1 (GZ1, GZ10) LP835 [All Options]	3987.12	125.65	31.73	Premium	PW6RMMJ4
2BLT2 40L ADPT EZ1 (GZ1, GZ10) LP840 [All Options]	4050.77	127.65	31.73	Premium	P5YYDAA8
2BLT2 48L ADP EZ1 (GZ1, GZ10) LP835 [All Options]	4800	109.9	43.67	standard	PJRH1R1G
2BLT2 48L ADP EZ1 (GZ1, GZ10) LP840 [All Options]	4876.63	111.66	43.67	standard	P8G93YOK
2BLT2 48L ADPT EZ1 (GZ1, GZ10) LP835 [All Options]	4736	108.44	43.67	standard	PITU3V6X
2BLT2 48L ADPT EZ1 (GZ1, GZ10) LP840 [All Options]	4811.61	110.17	43.67	standard	P5X2XU76

DLC information is subject to change, for the most up-to-date information please refer to www.dlc.org. Above listings do not cover 347v or SLD.

HE Performance Data					
Model Number	**Lumens**	**LPW**	**Watts**	**DLC Listing**	**DLC ID**
2BLT2 20LHE ADP EZ1 (GZ1, GZ10) LP835 [All Options]	1948	130.59	14.91	Premium	PUQCZNQI
2BLT2 20LHE ADP EZ1 (GZ1, GZ10) LP840 [All Options]	1979.1	132.67	14.91	Premium	PJCZRW21
2BLT2 20LHE ADPT EZ1 (GZ1, GZ10) LP840 [All Options]	1952.71	130.9	14.91	Premium	PLC4RF4L
2BLT2 33LHE ADP EZ1 (GZ1, GZ10) LP835 [All Options]	3392	137.3	24.7	Premium	PXXZN9PH
2BLT2 33LHE ADP EZ1 (GZ1, GZ10) LP840 [All Options]	3446.15	139.5	24.7	Premium	PKPJYYRF
2BLT2 33LHE ADPT EZ1 (GZ1, GZ10) LP835 [All Options]	3346.77	135.47	24.7	Premium	PZC8BZSS
2BLT2 33LHE ADPT EZ1 (GZ1, GZ10) LP840 [All Options]	3400.2	137.64	24.7	Premium	PM5G8AFU
2BLT2 40LHE ADP EZ1 (GZ1, GZ10) LP835 [All Options]	4118	133.71	30.79	Premium	PJ55XFFP
2BLT2 40LHE ADP EZ1 (GZ1, GZ10) LP840 [All Options]	4183.74	135.85	30.79	Premium	PEGFHPZD
2BLT2 40LHE ADPT EZ1 (GZ1, GZ10) LP835 [All Options]	4063.09	131.93	30.79	Premium	P8E16E9B
2BLT2 40LHE ADPT EZ1 (GZ1, GZ10) LP840 [All Options]	4127.96	134.04	30.79	Premium	PFRSSSVG
2BLT2 48LHE ADP EZ1 (GZ1, GZ10) LP835 [All Options]	4845	128	37.85	Premium	P558XUZP
2BLT2 48LHE ADP EZ1 (GZ1, GZ10) LP840 [All Options]	4922.35	130.04	37.85	Premium	P1863H56
2BLT2 48LHE ADPT EZ1 (GZ1, GZ10) LP835 [All Options]	4780.4	126.29	37.85	Premium	PHPTG5M8
2BLT2 48LHE ADPT EZ1 (GZ1, GZ10) LP840 [All Options]	4856.71	128.31	37.85	Premium	PBKN954Z

DLC information is subject to change, for the most up-to-date information please refer to www.dlc.org. Above listings do not cover 347v or SLD.

How to Estimate Delivered Lumens in Emergency Mode
Use the formula below to estimate the delivered lumens in emergency mode
Delivered Lumens = 1.25 x P x LPW
P = Ouput power of emergency driver. P = 10W for E10WLCP option.
LPW = Lumen per watt rating of the luminaire. This information is available on the ABL luminaire spec sheet. LPW = Lumen per watt rating of the luminaire. LPW information available in Performance Data section.

© 2015-2021 Acuity Brands Lighting, Inc. All rights reserved. Rev. 07/28/21