D-Series Size 0
LED Area Luminaire

Catalog Number

Notes

Type

Hit the Tab key or mouse over the page to see all interactive elements.

Specifications

EPA:	0.44 ft^2 (0.04 m^2)
Length:	26.18" (66.5 cm)
Width:	14.06" (35.7 cm)
Height H1:	2.26" (5.7 cm)
Height H2:	7.46" (18.9 cm)
Weight:	23 lbs (10.4 kg)

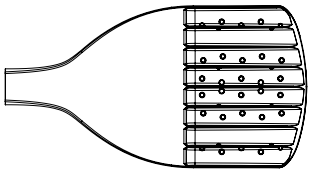

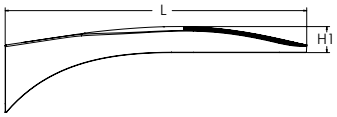

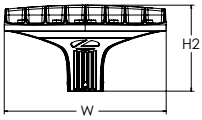

Design Select options indicated by this color background.

Introduction

The modern styling of the D-Series features a highly refined aesthetic that blends seamlessly with its environment. The D-Series offers the benefits of the latest in LED technology into a high performance, high efficacy, long-life luminaire.

The photometric performance results in sites with excellent uniformity, greater pole spacing and lower power density. D-Series outstanding photometry aids in reducing the number of poles required in area lighting applications, with typical energy savings of 70% and expected service life of over 100,000 hours.

design select

Items marked by a shaded background qualify for the Design Select program and ship in 15 days or less. To learn more about Design Select, visit www.acuitybrands.com/designselect.
*See ordering tree for details

Ordering Information

EXAMPLE: DSX0 LED P6 40K 70CRI T3M MVOLT SPA NLTAIR2 PIRHN DDBXD

DSX0 LED

Series	LEDs	Color temperature [2]	Color Rendering Index [2]
DSX0 LED	**Forward optics** P1 P5 P2 P6 P3 P7 P4 **Rotated optics** P10 [1] P12 [1] P11 [1] P13 [1]	(this section 70CRI only) 30K 3000K 40K 4000K 50K 5000K 27K 2700K 30K 3000K 35K 3500K 40K 4000K 50K 5000K	70CRI 70CRI 70CRI 80CRI 80CRI 80CRI 80CRI 80CRI

Distribution

AFR	Automotive front row
T1S	Type I short
T2M	Type II medium
T3M	Type III medium
T3LG	Type III low glare [3]
T4M	Type IV medium
T4LG	Type IV low glare [3]
TFTM	Forward throw medium
T5M	Type V medium
T5LG	Type V low glare
T5W	Type V wide
BLC3	Type III backlight control [3]
BLC4	Type IV backlight control [3]
LCCO	Left corner cutoff [3]
RCCO	Right corner cutoff [3]

Voltage

MVOLT	(120V-277V) [4]
HVOLT	(347V-480V) [5,6]
XVOLT	(277V-480V) [7,8]
120 [16,24]	
208 [16,24]	
240 [16,24]	
277 [16,24]	
347 [16,24]	
480 [16,24]	

Mounting

Shipped included

SPA	Square pole mounting (#8 drilling, 3.5" min. SQ pole)
RPA	Round pole mounting (#8 drilling, 3" min. RND pole)
SPA5	Square pole mounting (#5 drilling, 3" min. SQ pole) [9]
RPA5	Round pole mounting (#5 drilling, 3" min. RND pole) [9]
SPA8N	Square narrow pole mounting (#8 drilling, 3" min. SQ pole)
WBA	Wall bracket [10]
MA	Mast arm adapter (mounts on 2 3/8" OD horizontal tenon)

Control options

Shipped installed

NLTAIR2 PIRHN	nLight AIR gen 2 enabled with bi-level motion / ambient sensor, 8-40' mounting height, ambient sensor enabled at 2fc. [11,12,18,19]
PIR	High/low, motion/ambient sensor, 8-40' mounting height, ambient sensor enabled at 2fc [13,18,19]
PER	NEMA twist-lock receptacle only (controls ordered separate) [14]
PER5	Five-pin receptacle only (controls ordered separate) [14,19]
PER7	Seven-pin receptacle only (controls ordered separate) [14,19]
FAO	Field adjustable output [15,19]
BL30	Bi-level switched dimming, 30% [16,19]
BL50	Bi-level switched dimming, 50% [16,19]
DMG	0-10v dimming wires pulled outside fixture (for use with an external control, ordered separately) [17]

Other options

Shipped installed

HS	Houseside shield (black finish standard) [20]
L90	Left rotated optics [1]
R90	Right rotated optics [1]
CCE	Coastal Construction [21]
HA	50°C ambient operation [22]
BAA	Buy America(n) Act and/or Build America Buy America Qualified
SF	Single fuse (120, 277, 347V) [24]
DF	Double fuse (208, 240, 480V) [24]

Shipped separately

EGSR	External Glare Shield (reversible, field install required, matches housing finish)
BSDB	Bird Spikes (field install required)

Finish *(required)*

DDBXD	Dark Bronze
DBLXD	Black
DNAXD	Natural Aluminum
DWHXD	White
DDBTXD	Textured dark bronze
DBLBXD	Textured black
DNATXD	Textured natural aluminum
DWHGXD	Textured white

© 2011-2025 Acuity Brands Lighting, Inc. All rights reserved.

Ordering Information

Accessories

Ordered and shipped separately.

DLL127F 1.5 JU	Photocell - SSL twist-lock (120-277V) [23]
DLL347F 1.5 CUL JU	Photocell - SSL twist-lock (347V) [23]
DLL480F 1.5 CUL JU	Photocell - SSL twist-lock (480V) [23]
DSHORT SBK	Shorting cap [23]
DSX0HS P#	House-side shield (enter package number P1-7, P10-13 in place of #)
DSXRPA (FINISH)	Round pole adapter (#8 drilling, specify finish)
DSXRPA5 (FINISH)	Round pole adapter #5 drilling (specify finish)
DSXSPA5 (FINISH)	Square pole adapter #5 drilling (specify finish)
DSX0EGSR (FINISH)	External glare shield (specify finish)
DSX0BSDB (FINISH)	Bird spike deterrent bracket (specify finish)

NOTES

1 Rotated optics available with packages P10, P11, P12 and P13. Must be combined with option L90 or R90.
2 30K, 40K, and 50K available in 70CRI and 80CRI. 27K and 35K only available with 80CRI. Contact Technical Support for other possible combinations.
3 T3LG, T4LG, BLC3, BLC4, LCCO, RCCO not available with option HS.
4 MVOLT driver operates on any line voltage from 120-277V (50/60 Hz).
5 HVOLT driver operates on any line voltage from 347-480V (50/60 Hz).
6 HVOLT not available with package P1, P2 and P10 when combined with option NLTAIR2 PIRHN or option PIR.
7 XVOLT operates with any voltage between 277V and 480V (50/60 Hz).
8 XVOLT not available in packages P1, P2, or P10. XVOLT not available with fusing (SF or DF). XVOLT also not available in packages P3, P4, P5, P7, P11, P13 when combined with NLTAIR2 PIRHN or PIR.
9 SPA5 and RPA5 for use with #5 drilling only (Not for use with #8 drilling).
10 WBA cannot be combined with Type 5 distributions plus photocell (PER).
11 NLTAIR2 and PIRHN must be ordered together. For more information on nLight Air 2.
12 NLTAIR2 PIRHN not available with other controls including PIR, PER, PER5, PER7, FAO, BL30, BL50 and DMG. NLTAIR2 PIRHN not available with P1, P2 and P10 using HVOLT. NLTAIR2 PIRHN not available with P1 using MVOLT.
13 PIR not available with NLTAIR2, PER, PER5, PER7, FAO BL30, BL50 and DMG. PIR not available with P1, P2 and P10 using HVOLT.PIR not available with P1 using MVOLT.
14 PER/PER5/PER7 not available with NLTAIR2, PIR, BL30, BL50. Photocell ordered and shipped as a separate line item from Acuity Brands Controls. See accessories. Shorting Cap included.
15 FAO not available with other dimming control options NLTAIR2 PIRHN, PIR, PER5, PER7, BL30, BL50, or DMG.
16 BL30 and BL50 are not available with NLTAIR2 PIRHN, PIR, PER, PER5, PER7, FAO and DMG. BL30 or BL50 must specify 120 or 277V.
17 DMG not available with NLTAIR2 PIRHN, PIR, PER, PER5, PER7, BL30, BL50 and FAO.
18 Reference Motion Sensor Default Settings table on page 4 to see functionality.
19 Reference Controls Options table on page 4.
20 Option HS not available with T3LG, T4LG, BLC3, BLC4, LCCO and RCCO distribution. Also available as a separate accessory; see Accessories information.
21 CCE option not available with option BS and EGSR. Contact Technical Support for availability.
22 Option HA not available with performance packages P6, P7, P12 and P13.
23 Requires luminaire to be specified with PER, PER5 or PER7 option. See Controls Table on page 4.
24 Single fuse (SF) requires 120V, 277V, or 347V. Double fuse (DF) requires 208V, 240V or 480V. XVOLT not available with fusing (SF or DF).

Shield Accessories

External Glare Shield (EGSR)

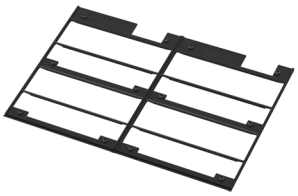

House Side Shield (HS)

Drilling

HANDHOLE ORIENTATION
(from top of pole)

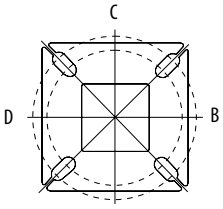

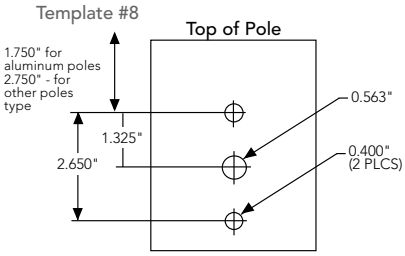

Tenon Mounting Slipfitter

Tenon O.D.	Mounting	Single Unit	2 @ 180	2 @ 90	3 @ 90	3 @120	4 @ 90
2-3/8"	RPA	AS3-5 190	AS3-5 280	AS3-5 290	AS3-5 390	AS3-5 320	AS3-5 490
2-7/8"	RPA	AST25-190	AST25-280	AST25-290	AST25-390	AST25-320	AST25-490
4"	RPA	AST35-190	AST35-280	AST35-290	AST35-390	AST35-320	AST35-490

Mounting Option	Drilling Template	Single	2 @ 180	2 @ 90	3 @ 90	3 @ 120	4 @ 90
Head Location		Side B	Side B & D	Side B & C	Side B, C & D	Round Pole Only	Side A, B, C & D
Drill Nomenclature	#8	DM19AS	DM28AS	DM29AS	DM39AS	DM32AS	DM49AS
		Minimum Acceptable Outside Pole Dimension					
SPA	#8	3.5"	3.5"	3.5"	3.5"		3.5"
RPA	#8	3"	3"	3"	3"	3"	3"
SPA5	#5	3"	3"	3"	3"		3"
RPA5	#5	3"	3"	3"	3"	3"	3"
SPA8N	#8	3"	3"	3"	3"		3"

DSX0 Area Luminaire - EPA

*Includes luminaire and integral mounting arm. Other tenons, arms, brackets or other accessories are not included in this EPA data.

Fixture Quantity & Mounting Configuration	Single DM19	2 @ 180 DM28	2 @ 90 DM29	3 @ 90 DM39	3 @ 120 DM32	4 @ 90 DM49
Mounting Type						
DSX0 with SPA	0.44	0.88	0.96	1.18	---	1.16
DSX0 with SPA5, SPA8N	0.51	1.02	1.06	1.26	---	1.29
DSX0 with RPA, RPA5	0.51	1.02	1.06	1.26	1.24	1.29
DSX0 with MA	0.64	1.28	1.24	1.67	1.70	1.93

© 2011-2025 Acuity Brands Lighting, Inc. All rights reserved.

Photometric Diagrams

To see complete photometric reports or download .ies files for this product, visit Lithonia Lighting's homepage.

Isofootcandle plots for the DSX0 LED P7 40K 70CRI. Distances are in units of mounting height (20').

LEGEND

- 0.1 fc
- 0.5 fc
- 1.0 fc

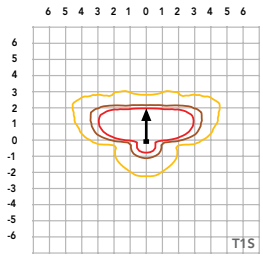

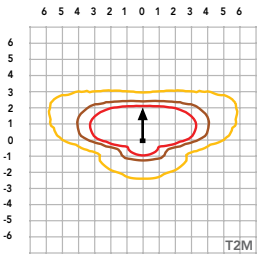

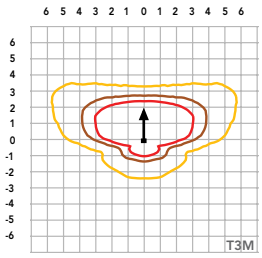

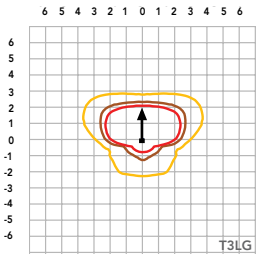

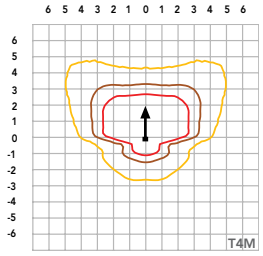

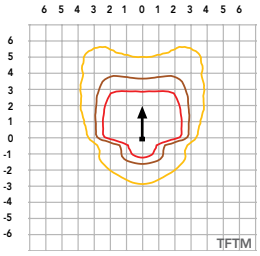

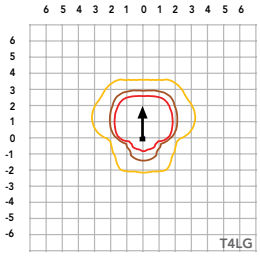

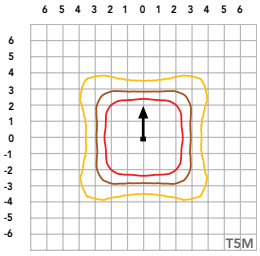

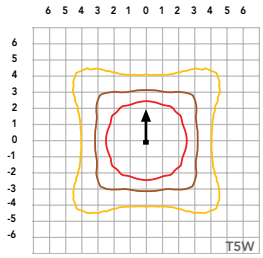

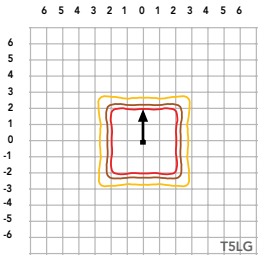

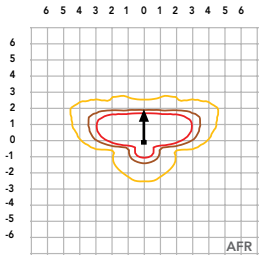

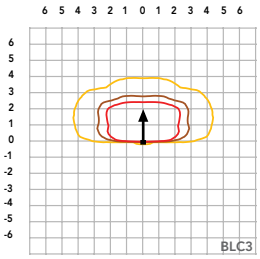

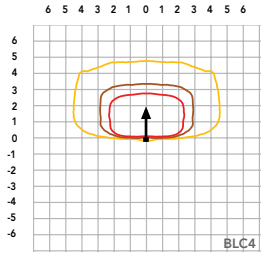

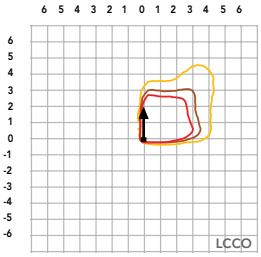

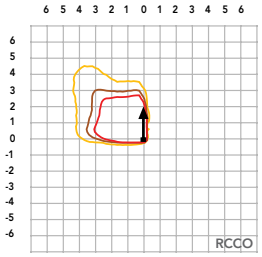

© 2011-2025 Acuity Brands Lighting, Inc. All rights reserved.

Lumen Ambient Temperature (LAT) Multipliers

Use these factors to determine relative lumen output for average ambient temperatures from 0-40°C (32-104°F).

Ambient		Lumen Multiplier
0°C	32°F	1.04
5°C	41°F	1.04
10°C	50°F	1.03
15°C	50°F	1.02
20°C	68°F	1.01
25°C	**77°C**	**1.00**
30°C	86°F	0.99
35°C	95°F	0.98
40°C	104°F	0.97

Projected LED Lumen Maintenance

Data references the extrapolated performance projections for the platforms noted in a **25°C ambient**, based on 10,000 hours of LED testing (tested per IESNA LM-80-08 and projected per IESNA TM-21-11).

To calculate LLF, use the lumen maintenance factor that corresponds to the desired number of operating hours below. For other lumen maintenance values, contact factory.

Operating Hours	Lumen Maintenance Factor
0	1.00
25,000	0.94
50,000	0.89
100,000	0.80

FAO Dimming Settings

FAO Position	% Wattage	% Lumen Output
8	100%	100%
7	93%	95%
6	80%	85%
5	66%	73%
4	54%	61%
3	41%	49%
2	29%	36%
1	15%	20%

*Note: Calculated values are based on original performance package data. When calculating new values for given FAO position, use published values for each package based on input watts and lumens by optic type.

Electrical Load

					Current (A)					
	Performance Package	LED Count	Drive Current (mA)	Wattage	120V	208V	240V	277V	347V	480V
Forward Optics (Non-Rotated)	P1	20	530	34	0.28	0.16	0.14	0.12	0.10	0.07
	P2	20	700	45	0.38	0.22	0.19	0.16	0.13	0.09
	P3	20	1050	69	0.57	0.33	0.29	0.25	0.20	0.14
	P4	20	1400	94	0.78	0.45	0.39	0.34	0.27	0.19
	P5	40	700	89	0.75	0.43	0.38	0.33	0.26	0.19
	P6	40	1050	136	1.14	0.66	0.57	0.49	0.39	0.29
	P7	40	1300	170	1.42	0.82	0.71	0.62	0.49	0.36
Rotated Optics (Requires L90 or R90)	P10	30	530	51	0.42	0.24	0.21	0.18	0.15	0.11
	P11	30	700	67	0.57	0.33	0.28	0.25	0.20	0.14
	P12	30	1050	103	0.86	0.50	0.43	0.37	0.30	0.22
	P13	30	1300	129	1.07	0.62	0.54	0.46	0.37	0.27

LED Color Temperature / Color Rendering Multipliers

	70 CRI		80CRI		90CRI	
	Lumen Multiplier	Availability	Lumen Multiplier	Availability	Lumen Multiplier	Availability
5000K	102%	Standard	92%	Extended lead-time	71%	(see note)
4000K	100%	Standard	92%	Extended lead-time	67%	(see note)
3500K	100%	(see note)	90%	Extended lead-time	63%	(see note)
3000K	96%	Standard	87%	Extended lead-time	61%	(see note)
2700K	94%	(see note)	85%	Extended lead-time	57%	(see note)

Note: Some LED types are available as per special request. Contact Technical Support for more information.

Motion Sensor Default Settings

Option	Unoccupied Dimmed Level	High Level (when occupied)	Phototcell Operation	Dwell Time	Ramp-up Time	Dimming Fade Rate
PIR	30%	100%	Enabled @ 2FC	7.5 min	3 sec	5 min
NLTAIR2 PIRHN	30%	100%	Enabled @ 2FC	7.5 min	3 sec	5 min

Controls Options

Nomenclature	Description	Functionality	Primary control device	Notes
FAO	Field adjustable output device installed inside the luminaire; wired to the driver dimming leads.	Allows the luminaire to be manually dimmed, effectively trimming the light output.	FAO device	Cannot be used with other controls options that need the 0-10V leads
DS (not available on DSX0)	Drivers wired independently for 50/50 luminaire operation	The luminaire is wired to two separate circuits, allowing for 50/50 operation.	Independently wired drivers	Requires two separately switched circuits. Consider nLight AIR as a more cost effective alternative.
PER5 or PER7	Twist-lock photocell receptacle	Compatible with standard twist-lock photocells for dusk to dawn operation, or advanced control nodes that provide 0-10V dimming signals.	Twist-lock photocells such as DLL Elite or advanced control nodes such as ROAM.	Pins 4 & 5 to dimming leads on driver, Pins 6 & 7 are capped inside luminaire. Cannot be used with other controls options that need the 0-10V leads.
PIR	Motion sensor with integral photocell. Sensor suitable for 8' to 40' mounting height.	Luminaires dim when no occupancy is detected.	Acuity Controls rSBG	Cannot be used with other controls options that need the 0-10V leads.
NLTAIR2 PIRHN	nLight AIR enabled luminaire for motion sensing, photocell and wireless communication.	Motion and ambient light sensing with group response. Scheduled dimming with motion sensor over-ride when wirelessly connected to the nLight Eclypse.	nLight Air rSBG	nLight AIR sensors can be programmed and commissioned from the ground using the CIAIRity Pro app. Cannot be used with other controls options that need the 0-10V leads.
BL30 or BL50	Integrated bi-level device that allows a second control circuit to switch all light engines to either 30% or 50% light output	BLC device provides input to 0-10V dimming leads on all drivers providing either 100% or dimmed (30% or 50%) control by a secondary circuit	BLC UVOLT1	BLC device is powered off the 0-10V dimming leads, thus can be used with any input voltage from 120 to 480V

© 2011-2025 Acuity Brands Lighting, Inc. All rights reserved.

Lumen Output

Lumen values are from photometric tests performed in accordance with IESNA LM-79-08. Data is considered to be representative of configurations shown within the tolerances described within LM-79.
Contact factory for performance data on any configurations not shown here.

Forward Optics

Performance Package	System Watts	LED Count	Drive Current (mA)	Distribution Type	30K (3000K, 70 CRI)					40K (4000K, 70 CRI)					50K (5000K, 70 CRI)				
					Lumens	B	U	G	LPW	Lumens	B	U	G	LPW	Lumens	B	U	G	LPW
P1	33W	20	530	T1S	4,906	1	0	1	148	5,113	1	0	1	154	5,213	1	0	1	157
				T2M	4,545	1	0	2	137	4,736	1	0	2	143	4,829	1	0	2	145
				T3M	4,597	1	0	2	138	4,791	1	0	2	144	4,885	1	0	2	147
				T3LG	4,107	1	0	1	124	4,280	1	0	1	129	4,363	1	0	1	131
				T4M	4,666	1	0	2	141	4,863	1	0	2	146	4,957	1	0	2	149
				T4LG	4,244	1	0	1	128	4,423	1	0	1	133	4,509	1	0	1	136
				TFTM	4,698	1	0	2	141	4,896	1	0	2	147	4,992	1	0	2	150
				T5M	4,801	3	0	1	145	5,003	3	0	1	151	5,101	3	0	1	154
				T5W	4,878	3	0	1	147	5,084	3	0	2	153	5,183	3	0	2	156
				T5LG	4,814	2	0	1	145	5,018	2	0	1	151	5,115	2	0	1	154
				BLC3	3,344	0	0	1	101	3,485	0	0	1	105	3,553	0	0	1	107
				BLC4	3,454	0	0	2	104	3,599	0	0	2	108	3,670	0	0	2	111
				RCCO	3,374	0	0	1	102	3,517	0	0	1	106	3,585	0	0	1	108
				LCCO	3,374	0	0	1	102	3,517	0	0	1	106	3,585	0	0	1	108
				AFR	4,906	1	0	1	148	5,113	1	0	1	154	5,213	1	0	1	157
P2	45W	20	700	T1S	6,328	1	0	1	140	6,595	1	0	1	146	6,724	1	0	1	149
				T2M	5,862	1	0	2	130	6,109	1	0	2	135	6,228	1	0	2	138
				T3M	5,930	1	0	3	131	6,180	1	0	3	137	6,301	1	0	3	140
				T3LG	5,297	1	0	1	117	5,521	1	0	1	122	5,628	1	0	1	125
				T4M	6,018	1	0	3	133	6,272	1	0	3	139	6,395	1	0	3	142
				T4LG	5,474	1	0	1	121	5,705	1	0	1	126	5,816	1	0	1	129
				TFTM	6,060	1	0	3	134	6,316	1	0	3	140	6,439	1	0	3	143
				T5M	6,192	3	0	1	137	6,453	3	0	2	143	6,579	3	0	2	146
				T5W	6,293	3	0	2	139	6,558	3	0	2	145	6,686	3	0	2	148
				T5LG	6,210	2	0	1	138	6,472	3	0	1	143	6,598	3	0	1	146
				BLC3	4,313	0	0	2	96	4,495	0	0	2	100	4,583	0	0	2	102
				BLC4	4,455	0	0	2	99	4,643	0	0	2	103	4,733	0	0	2	105
				RCCO	4,352	0	0	2	96	4,536	0	0	2	100	4,624	0	0	2	102
				LCCO	4,352	0	0	2	96	4,536	0	0	2	100	4,624	0	0	2	102
				AFR	6,328	1	0	1	140	6,595	1	0	1	146	6,724	1	0	1	149
P3	69W	20	1050	T1S	9,006	1	0	2	131	9,386	1	0	2	136	9,569	1	0	2	139
				T2M	8,343	2	0	3	121	8,694	2	0	3	126	8,864	2	0	3	129
				T3M	8,439	2	0	3	122	8,795	2	0	3	128	8,967	2	0	3	130
				T3LG	7,539	1	0	2	109	7,857	1	0	2	114	8,010	1	0	2	116
				T4M	8,565	2	0	3	124	8,926	2	0	3	129	9,100	2	0	3	132
				T4LG	7,790	1	0	2	113	8,119	1	0	2	118	8,277	1	0	2	120
				TFTM	8,624	1	0	3	125	8,988	1	0	3	130	9,163	2	0	3	133
				T5M	8,812	3	0	2	128	9,184	4	0	2	133	9,363	4	0	2	136
				T5W	8,955	4	0	2	130	9,333	4	0	2	135	9,515	4	0	2	138
				T5LG	8,838	3	0	1	128	9,211	3	0	1	134	9,390	3	0	1	136
				BLC3	6,139	0	0	2	89	6,398	0	0	2	93	6,522	0	0	2	95
				BLC4	6,340	0	0	3	92	6,607	0	0	3	96	6,736	0	0	3	98
				RCCO	6,194	1	0	2	90	6,455	1	0	2	94	6,581	1	0	2	95
				LCCO	6,194	1	0	2	90	6,455	1	0	2	94	6,581	1	0	2	95
				AFR	9,006	1	0	2	131	9,386	1	0	2	136	9,569	1	0	2	139
P4	93W	20	1400	T1S	11,396	1	0	2	122	11,877	1	0	2	128	12,109	2	0	2	130
				T2M	10,557	2	0	3	113	11,003	2	0	3	118	11,217	2	0	3	121
				T3M	10,680	2	0	3	115	11,130	2	0	3	120	11,347	2	0	3	122
				T3LG	9,540	1	0	2	103	9,942	1	0	2	107	10,136	1	0	2	109
				T4M	10,839	2	0	3	117	11,296	2	0	3	121	11,516	2	0	4	124
				T4LG	9,858	1	0	2	106	10,274	1	0	2	110	10,474	1	0	2	113
				TFTM	10,914	2	0	3	117	11,374	2	0	3	122	11,596	2	0	3	125
				T5M	11,152	4	0	2	120	11,622	4	0	2	125	11,849	4	0	2	127
				T5W	11,332	4	0	3	122	11,811	4	0	3	127	12,041	4	0	3	129
				T5LG	11,184	3	0	1	120	11,656	3	0	2	125	11,883	3	0	2	128
				BLC3	7,768	0	0	2	83	8,096	0	0	2	87	8,254	0	0	2	89
				BLC4	8,023	0	0	3	86	8,362	0	0	3	90	8,524	0	0	3	92
				RCCO	7,838	1	0	2	84	8,169	1	0	2	88	8,328	1	0	2	90
				LCCO	7,838	1	0	2	84	8,169	1	0	2	88	8,328	1	0	2	90
				AFR	11,396	1	0	2	122	11,877	1	0	2	128	12,109	2	0	2	130

© 2011-2025 Acuity Brands Lighting, Inc. All rights reserved.

Lumen Output

Lumen values are from photometric tests performed in accordance with IESNA LM-79-08. Data is considered to be representative of configurations shown within the tolerances described within LM-79.
Contact factory for performance data on any configurations not shown here.

Forward Optics

Performance Package	System Watts	LED Count	Drive Current (mA)	Distribution Type	30K (3000K, 70 CRI)					40K (4000K, 70 CRI)					50K (5000K, 70 CRI)				
					Lumens	B	U	G	LPW	Lumens	B	U	G	LPW	Lumens	B	U	G	LPW
P5	90W	40	700	T1S	12,380	2	0	2	137	12,902	2	0	2	143	13,154	2	0	2	146
				T2M	11,468	2	0	3	127	11,952	2	0	3	133	12,185	2	0	3	135
				T3M	11,601	2	0	3	129	12,091	2	0	3	134	12,326	2	0	4	137
				T3LG	10,363	2	0	2	115	10,800	2	0	2	120	11,011	2	0	2	122
				T4M	11,774	2	0	4	131	12,271	2	0	4	136	12,510	2	0	4	139
				T4LG	10,709	1	0	2	119	11,160	2	0	2	124	11,378	2	0	2	126
				TFTM	11,856	2	0	3	132	12,356	2	0	4	137	12,596	2	0	4	140
				T5M	12,114	4	0	2	134	12,625	4	0	2	140	12,871	4	0	2	143
				T5W	12,310	4	0	3	137	12,830	4	0	3	142	13,080	4	0	3	145
				T5LG	12,149	3	0	2	135	12,662	3	0	2	141	12,908	3	0	2	143
				BLC3	8,438	0	0	2	94	8,794	0	0	2	98	8,966	0	0	2	99
				BLC4	8,715	0	0	3	97	9,083	0	0	3	101	9,260	0	0	3	103
				RCCO	8,515	1	0	2	94	8,874	1	0	2	98	9,047	1	0	2	100
				LCCO	8,515	1	0	2	94	8,874	1	0	2	98	9,047	1	0	2	100
				AFR	12,380	2	0	2	137	12,902	2	0	2	143	13,154	2	0	2	146
P6	137W	40	1050	T1S	17,545	2	0	3	128	18,285	2	0	3	133	18,642	2	0	3	136
				T2M	16,253	3	0	4	119	16,939	3	0	4	124	17,269	3	0	4	126
				T3M	16,442	2	0	4	120	17,135	3	0	4	125	17,469	3	0	4	128
				T3LG	14,687	2	0	2	107	15,306	2	0	2	112	15,605	2	0	2	114
				T4M	16,687	2	0	4	122	17,391	3	0	5	127	17,730	3	0	5	129
				T4LG	15,177	2	0	2	111	15,817	2	0	2	115	16,125	2	0	2	118
				TFTM	16,802	2	0	4	123	17,511	2	0	4	128	17,852	2	0	5	130
				T5M	17,168	4	0	2	125	17,893	5	0	3	131	18,241	5	0	3	133
				T5W	17,447	5	0	3	127	18,183	5	0	3	133	18,537	5	0	3	135
				T5LG	17,218	4	0	2	126	17,944	4	0	2	131	18,294	4	0	2	134
				BLC3	11,959	0	0	3	87	12,464	0	0	3	91	12,707	0	0	3	93
				BLC4	12,352	0	0	4	90	12,873	0	0	4	94	13,124	0	0	4	96
				RCCO	12,067	1	0	3	88	12,576	1	0	3	92	12,821	1	0	3	94
				LCCO	12,067	1	0	3	88	12,576	1	0	3	92	12,821	1	0	3	94
				AFR	17,545	2	0	3	128	18,285	2	0	3	133	18,642	2	0	3	136
P7	171W	40	1300	T1S	20,806	2	0	3	122	21,683	2	0	3	127	22,106	2	0	3	129
				T2M	19,273	3	0	4	113	20,086	3	0	4	118	20,478	3	0	4	120
				T3M	19,497	3	0	5	114	20,319	3	0	5	119	20,715	3	0	5	121
				T3LG	17,416	2	0	2	102	18,151	2	0	2	106	18,504	2	0	2	108
				T4M	19,787	3	0	5	116	20,622	3	0	5	121	21,024	3	0	5	123
				T4LG	17,997	2	0	2	105	18,756	2	0	2	110	19,121	2	0	2	112
				TFTM	19,924	3	0	5	117	20,765	3	0	5	122	21,170	3	0	5	124
				T5M	20,359	5	0	3	119	21,217	5	0	3	124	21,631	5	0	3	127
				T5W	20,689	5	0	3	121	21,561	5	0	3	126	21,982	5	0	3	129
				T5LG	20,418	4	0	2	120	21,279	4	0	2	125	21,694	4	0	2	127
				BLC3	14,182	0	0	3	83	14,780	0	0	3	87	15,068	0	0	3	88
				BLC4	14,647	0	0	4	86	15,265	0	0	4	89	15,562	0	0	4	91
				RCCO	14,309	1	0	3	84	14,913	1	0	3	87	15,204	1	0	3	89
				LCCO	14,309	1	0	3	84	14,913	1	0	3	87	15,204	1	0	3	89
				AFR	20,806	2	0	3	122	21,683	2	0	3	127	22,106	2	0	3	129

© 2011-2025 Acuity Brands Lighting, Inc. All rights reserved.

Performance Data

Lumen Output

Lumen values are from photometric tests performed in accordance with IESNA LM-79-08. Data is considered to be representative of configurations shown within the tolerances described within LM-79.
Contact factory for performance data on any configurations not shown here.

Rotated Optics

Performance Package	System Watts	LED Count	Drive Current (mA)	Distribution Type	30K (3000K, 70 CRI)					40K (4000K, 70 CRI)					50K (5000K, 70 CRI)				
					Lumens	B	U	G	LPW	Lumens	B	U	G	LPW	Lumens	B	U	G	LPW
P10	51W	30	530	T1S	7,399	3	0	3	145	7,711	3	0	3	151	7,862	3	0	3	154
				T2M	6,854	3	0	3	135	7,144	3	0	3	140	7,283	3	0	3	143
				T3M	6,933	3	0	3	136	7,225	3	0	3	142	7,366	3	0	3	145
				T3LG	6,194	2	0	2	122	6,455	2	0	2	127	6,581	2	0	2	129
				T4M	7,036	3	0	3	138	7,333	3	0	3	144	7,476	3	0	3	147
				T4LG	6,399	2	0	2	126	6,669	2	0	2	131	6,799	2	0	2	134
				TFTM	7,086	3	0	3	139	7,385	3	0	3	145	7,529	3	0	3	148
				T5M	7,239	3	0	2	142	7,545	3	0	2	148	7,692	3	0	2	151
				T5W	7,357	3	0	2	145	7,667	3	0	2	151	7,816	4	0	2	154
				T5LG	7,260	3	0	1	143	7,567	3	0	1	149	7,714	3	0	1	152
				BLC3	5,043	3	0	3	99	5,256	3	0	3	103	5,358	3	0	3	105
				BLC4	5,208	3	0	3	102	5,428	3	0	3	107	5,534	3	0	3	109
				RCCO	5,089	0	0	2	100	5,303	0	0	2	104	5,407	0	0	2	106
				LCCO	5,089	0	0	2	100	5,303	0	0	2	104	5,407	0	0	2	106
				AFR	7,399	3	0	3	145	7,711	3	0	3	151	7,862	3	0	3	154
P11	68W	30	700	T1S	9,358	3	0	3	138	9,753	3	0	3	143	9,943	3	0	3	146
				T2M	8,669	3	0	3	127	9,034	3	0	3	133	9,211	3	0	3	135
				T3M	8,768	3	0	3	129	9,138	3	0	3	134	9,316	3	0	3	137
				T3LG	7,833	3	0	3	115	8,164	3	0	3	120	8,323	3	0	3	122
				T4M	8,899	3	0	3	131	9,274	3	0	3	136	9,455	3	0	3	139
				T4LG	8,093	3	0	3	119	8,435	3	0	3	124	8,599	3	0	3	126
				TFTM	8,962	3	0	3	132	9,340	3	0	3	137	9,522	3	0	3	140
				T5M	9,156	4	0	2	135	9,542	4	0	2	140	9,728	4	0	2	143
				T5W	9,304	4	0	2	137	9,696	4	0	2	143	9,885	4	0	2	145
				T5LG	9,182	3	0	1	135	9,569	3	0	1	141	9,756	3	0	1	143
				BLC3	6,378	3	0	3	94	6,647	3	0	3	98	6,777	3	0	3	100
				BLC4	6,587	3	0	3	97	6,865	3	0	3	101	6,999	3	0	3	103
				RCCO	6,436	0	0	2	95	6,707	0	0	2	99	6,838	0	0	2	101
				LCCO	6,436	0	0	2	95	6,707	0	0	2	99	6,838	0	0	2	101
				AFR	9,358	3	0	3	138	9,753	3	0	3	143	9,943	3	0	3	146
P12	103W	30	1050	T1S	13,247	3	0	3	128	13,806	3	0	3	134	14,075	3	0	3	136
				T2M	12,271	4	0	4	119	12,789	4	0	4	124	13,038	4	0	4	126
				T3M	12,412	4	0	4	120	12,935	4	0	4	125	13,187	4	0	4	128
				T3LG	11,089	3	0	3	107	11,556	3	0	3	112	11,782	3	0	3	114
				T4M	12,597	4	0	4	122	13,128	4	0	4	127	13,384	4	0	4	129
				T4LG	11,457	3	0	3	111	11,940	3	0	3	116	12,173	3	0	3	118
				TFTM	12,686	4	0	4	123	13,221	4	0	4	128	13,479	4	0	4	130
				T5M	12,960	4	0	2	125	13,507	4	0	2	131	13,770	4	0	2	133
				T5W	13,170	4	0	3	127	13,726	4	0	3	133	13,994	4	0	3	135
				T5LG	12,998	3	0	2	126	13,546	3	0	2	131	13,810	3	0	2	134
				BLC3	9,029	3	0	3	87	9,409	3	0	3	91	9,593	3	0	3	93
				BLC4	9,324	4	0	4	90	9,718	4	0	4	94	9,907	4	0	4	96
				RCCO	9,110	1	0	2	88	9,495	1	0	2	92	9,680	1	0	2	94
				LCCO	9,110	1	0	2	88	9,494	1	0	2	92	9,680	1	0	2	94
				AFR	13,247	3	0	3	128	13,806	3	0	3	134	14,075	3	0	3	136
P13	129W	30	1300	T1S	15,704	3	0	3	122	16,366	3	0	3	127	16,685	4	0	4	130
				T2M	14,547	4	0	4	113	15,161	4	0	4	118	15,457	4	0	4	120
				T3M	14,714	4	0	4	114	15,335	4	0	4	119	15,634	4	0	4	121
				T3LG	13,145	3	0	3	102	13,700	3	0	3	106	13,967	3	0	3	108
				T4M	14,933	4	0	4	116	15,563	4	0	4	121	15,867	4	0	4	123
				T4LG	13,582	3	0	3	105	14,155	3	0	3	110	14,431	3	0	3	112
				TFTM	15,039	4	0	4	117	15,673	4	0	4	122	15,979	4	0	4	124
				T5M	15,364	4	0	2	119	16,013	4	0	2	124	16,325	4	0	2	127
				T5W	15,613	5	0	3	121	16,272	5	0	3	126	16,589	5	0	3	129
				T5LG	15,409	3	0	2	120	16,059	3	0	2	125	16,372	4	0	2	127
				BLC3	10,703	4	0	4	83	11,155	4	0	4	87	11,372	4	0	4	88
				BLC4	11,054	4	0	4	86	11,520	4	0	4	89	11,745	4	0	4	91
				RCCO	10,800	1	0	2	84	11,256	1	0	2	87	11,475	1	0	3	89
				LCCO	10,800	1	0	2	84	11,255	1	0	2	87	11,475	1	0	3	89
				AFR	15,704	3	0	3	122	16,366	3	0	3	127	16,685	4	0	4	130

© 2011-2025 Acuity Brands Lighting, Inc. All rights reserved.

Dimensions

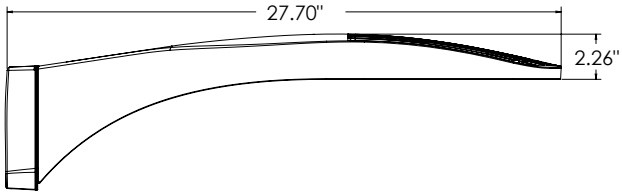

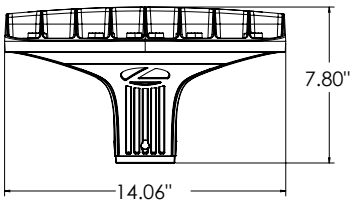

DSX0 with RPA, RPA5, SPA5, SPA8N mount
Weight: 25 lbs

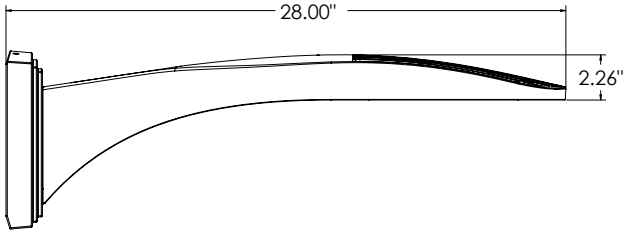

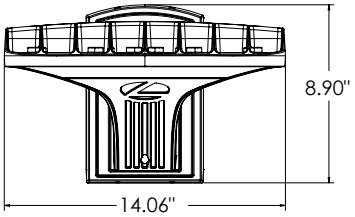

DSX0 with WBA mount
Weight: 27 lb

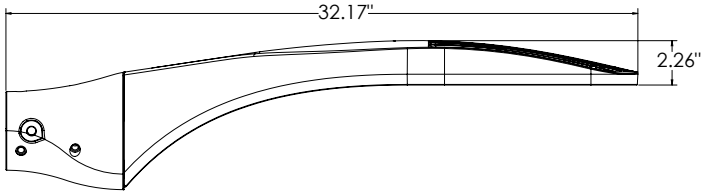

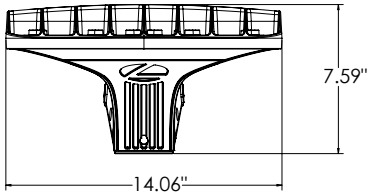

DSX0 with MA mount
Weight: 28 lbs

SPA (STANDARD ARM)

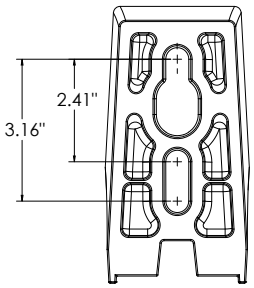

RPA

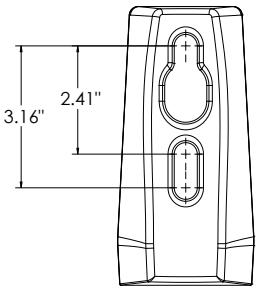

SPA5

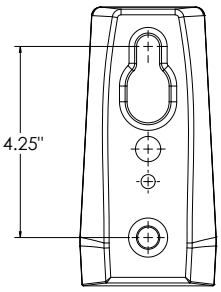

RPA5

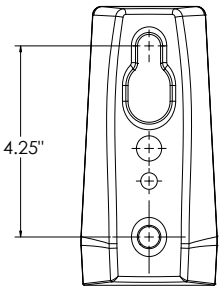

SPA8N

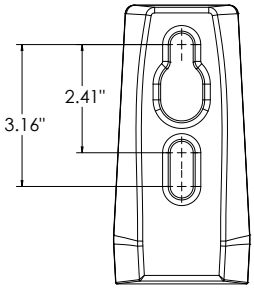

© 2011-2025 Acuity Brands Lighting, Inc. All rights reserved.

nLight Control - Sensor Coverage and Settings

nLight Sensor Coverage Pattern

NLTAIR2 PIRHN



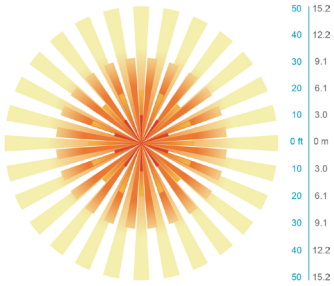

Top

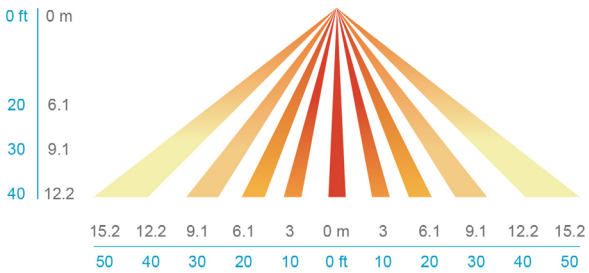

Side

FEATURES & SPECIFICATIONS

INTENDED USE

The sleek design of the D-Series Size 0 reflects the embedded high performance LED technology. It is ideal for many commercial and municipal applications, such as parking lots, plazas, campuses, and pedestrian areas.

CONSTRUCTION

Single-piece die-cast aluminum housing has integral heat sink fins to optimize thermal management through conductive and convective cooling. Modular design allows for ease of maintenance and future light engine upgrades. The LED driver is mounted in direct contact with the casting to promote low operating temperature and long life. Housing driver compartment is completely sealed against moisture and environmental contaminants (IP66). Vibration rated per ANSI C136.31 for 3G. Low EPA (0.44 ft^2) for optimized pole wind loading.

FINISH

Exterior parts are protected by a zinc-infused Super Durable TGIC thermoset powder coat finish that provides superior resistance to corrosion and weathering. A tightly controlled multi-stage process ensures a minimum 3 mils thickness for a finish that can withstand extreme climate changes without cracking or peeling. Available in both textured and non-textured finishes.

COASTAL CONSTRUCTION (CCE)

Optional corrosion resistant construction is engineered with added corrosion protection in materials and/or pre-treatment of base material under super durable paint. Provides additional corrosion protection for applications near coastal areas. Finish is salt spray tested to over 5,000 hours per ASTM B117 with scribe rating of 10. Additional lead-times may apply.

OPTICS

Precision-molded proprietary silicone lenses are engineered for superior area lighting distribution, uniformity, and pole spacing. Light engines are available in 3000 K, 4000 K or 5000 K (70 CRI) configurations. 80CRI configurations are also available. The D-Series Size 0 has zero uplight and qualifies as a Nighttime Friendly™ product, meaning it is consistent with the LEED® and Green Globes™ criteria for eliminating wasteful uplight.

ELECTRICAL

Light engine(s) configurations consist of high-efficacy LEDs mounted to metal-core circuit boards to maximize heat dissipation and promote long life (up to L80/100,000 hours at 25°C). Class 1 electronic drivers are designed to have a power factor >90%, THD <20%, and an expected life of 100,000 hours with <1% failure rate. Easily serviceable 10kV surge protection device meets a minimum Category C Low operation (per ANSI/IEEE C62.41.2).

STANDARD CONTROLS

The DSX0 LED area luminaire has a number of control options. DSX Size 0, comes standard with 0-10V dimming driver. Dusk to dawn controls can be utilized via optional NEMA twist-lock photocell receptacles. PIR integrated motion sensor with on-board photocell feature field-adjustable programing and are suitable for mounting heights up to 40 feet. Control option BL features a bi-level device that allows a second control circuit to switch all light engines to either 30% or 50% light output.

nLIGHT AIR CONTROLS

The DSX0 LED area luminaire is also available with nLight® AIR for the ultimate in wireless control. This powerful controls platform provides out-of-the-box basic motion sensing and photocontrol functionality and is suitable for mounting heights up to 40 feet. Once commissioned using a smartphone and the easy-to-use CLAIRITY app, nLight AIR equipped luminaries can be grouped, resulting in motion sensor and photocell group response without the need for additional equipment. Scheduled dimming with motion sensor over-ride can be achieved when used with the nLight Eclypse. Additional information about nLight Air can be found here.

INSTALLATION

Integral mounting arm allows for fast mounting using Lithonia standard #8 drilling and accommodates pole drilling's from 2.41 to 3.12" on center. The standard "SPA" option for square poles and the "RPA" option for round poles use the #8 drilling. For #5 pole drillings, use SPA5 or RPA5. Additional mountings are available including a wall bracket (WBA) and mast arm (MA) option that allows luminaire attachment to a 2 3/8" horizontal mast arm.

LISTINGS

UL listed to meet U.S. and Canadian standards. UL Listed for wet locations. Light engines are IP66 rated; luminaire is IP66 rated. Rated for -40°C minimum ambient.

DesignLights Consortium® (DLC) Premium qualified product and DLC qualified product. Not all versions of this product may be DLC Premium qualified or DLC qualified. Please check the DLC Qualified Products List at www.designlights.org/QPL to confirm which versions are qualified.

International Dark-Sky Association (IDA) Fixture Seal of Approval (FSA) is available for all products on this page utilizing 3000K color temperature only.

GOVERNMENT PROCUREMENT

BAA – Buy America(n) Act: Product with the BAA option qualifies as a domestic end product under the Buy American Act as implemented in the FAR and DFARS. Product with the BAA option also qualifies as manufactured in the United States under DOT Buy America regulations.
BABA – Build America Buy America: Product with the BAA option also qualifies as produced in the United States under the definitions of the Build America, Buy America Act.
Please refer to www.acuitybrands.com/buy-american for additional information.

WARRANTY

5-year limited warranty. This is the only warranty provided and no other statements in this specification sheet create any warranty of any kind. All other express and implied warranties are disclaimed. Complete warranty terms located at: www.acuitybrands.com/support/warranty/terms-and-conditions

Note: Actual performance may differ as a result of end-user environment and application. All values are design or typical values, measured under laboratory conditions at 25 °C. Specifications subject to change without notice.

© 2011-2025 Acuity Brands Lighting, Inc. All rights reserved.