Peerless® Lighting for People®

Lightedge Rectangular Indirect

EGRM1L | LED | Indirect | Suspended

Type:

Project:



HIGHLIGHTS

- Total System Integration features 5-year limited warranty by Acuity Brands covering all components and construction
- 4' and 8' sections
- Up to 138 lm/W
- 3 lumen packages
- High performance batwing distribution using injection molded optic
- Flicker-free dimming to dark powered by eldoLED® driver
- Integrated nLight®
- Integrated sensor for daylight dimming and/or occupancy detection (optional)
- Flat or sculptured end caps
- White, black, aluminum or custom color

DIMENSIONS

☐ **EGRM1L**

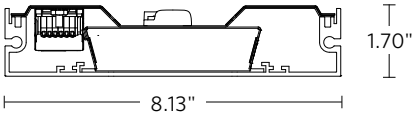

DETAILS

With flat end plate standard

With Sculptured end plate option (SCEP)

COMPANION LUMINAIRE(S)

Rectangular suspended I/D

Rectangular Wall I/D

CUSTOMIZATION

Ask us about the following possibilities: alternate distributions, alternate voltages, additional mounting options, custom colors and other modifications.

LUMEN PACKAGES

Indirect LED Ouput	700LMF	1000LMF	1300LMF
Color Temperature	3500K	3500K	3500K
Delivered Lumens Per Foot	690	985	1422
Input Watts Per Foot	5	7	11
Lumens Per Watt	138	133	128

DISTRIBUTION

100% Up

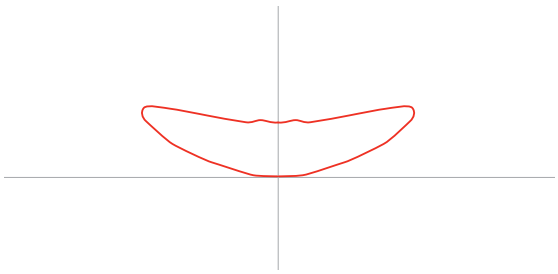

© 2014-2024 Acuity Brands Lighting, Inc. All Rights Reserved. "Peerless" is a registered trademark of Acuity Brands Lighting. Products and technologies in this document may be covered by one or more U.S. Patents and Patents Pending. NOTE: Specifications subject to change without notice.

PeerlessLighting.com
1- 800-705-SERV (7378) | TechSupport-Peerless@AcuityBrands.com

SPECIFICATIONS

Housing
Aluminum extruded housing.

End Caps
Flat die-cast aluminum end cap standard. For sculptured end caps, choose option SCEP.

Color
Color for housing and end caps is white, black or aluminum. Consult factory for custom colors.

Luminaire Length
4' and 8' lengths in a single section for exact suspension spacing of 4' and 8'. For total length, add 4" for each sculptured end cap, add .625" for each flat end cap. Using internal joiners, 4' and 8' sections can be joined to form longer rows.

Source
3 LED lumen packages and five available color temperature options (2700K, 3000K, 3500K, 4000K, 5000K) — all within 2.5 MacAdam ellipses.

Optics
Optical system consists of injection-molded primary optic and high efficacy metal reflectors.

Dimming Driver
eldoLED driver provides "natural dimming" with smooth, continuous and flicker-free operation to 0.1% dim levels. Acuity luminaires incorporating eldoLED LED drivers perform within the recommended operating areas for flicker as a function of frequency and modulation (%) outlined in IEEE Standard 1789-2015 (IEEE Recommended Practices for Modulating Current in High-Brightness LEDs for Mitigating Health Risks to Viewers), in typical operating conditions at representative dimming levels. Syncing for controls: 2mA max. THD: < 20%. Insignificant inrush current at 120 and 277VAC. FCC Class A and B tested for EMI and RFI.

For 0-10V driver details go to: PeerlessLighting.com/561M
For DALI driver details go to: PeerlessLighting.com/560M

Controls and System Networking Options
For wired networking via Cat-5e, choose an integrated nLight® module. For daylight dimming and/or dual technology occupancy detection, see Integrated Sensor Layout Page for more details.

Electrical
LED light engine — consisting of modular LED boards and 0-10V dimming driver — is rated for 60,000 hours (L_{90}) at 25° C ambient temperature. Specify 120V or 277V. Pre-wired with 16AWG fixture wire. For special circuiting or wire gauge, consult factory. Plug-in electrical connectors included.

Environment
Suitable for damp location.

Validation
CSA/CUS listed. CSA tested to UL 1598 standards. LM-79 tested. Individual sections meet FCC Part 15 requirements.

Packaging
Recycled cardboard box and inserts. Biodegradable protective luminaire bag. Recycled kraft paper tape.

Government Procurement
BAA – Buy America(n) Act: Product qualifies as a domestic end product under the Buy American Act as implemented in the FAR and DFARS. Product also qualifies as manufactured in the United States under DOT Buy America regulations.
BABA - Build America Buy America: Product qualifies as produced in the United States under the definitions of the Build America, Buy America Act.
Please refer to www.acuitybrands.com/resources/buy-american for additional information.

Warranty
5-year limited warranty. This is the only warranty provided and no other statements in this specification sheet create any warranty of any kind. All other express and implied warranties are disclaimed. Complete warranty terms located at: www.acuitybrands.com/support/warranty/terms-and-conditions

Note: Actual performance may differ as a result of end-user environment and application.

All values are design or typical values, measured under laboratory conditions at 25°C.

A+ Capable Luminaire
This item is an A+ capable luminaire, which has been designed and tested to provide consistent color appearance and out-of-the-box control compatibility with simple commissioning.

- All configurations of this luminaire meet the Acuity Brands' specification for chromatic consistency
- This luminaire is part of an A+ Certified solution for nLight® control networks when ordered with drivers marked by a shaded background*
- This luminaire is part of an A+ Certified solution for nLight control networks, providing advanced control functionality at the luminaire level, when selection includes driver and control options marked by a shaded background*

To learn more about A+, visit www.acuitybrands.com/aplus.

*See ordering tree for details

© 2014-2024 Acuity Brands Lighting, Inc. All Rights Reserved. "Peerless" is a registered trademark of Acuity Brands Lighting. Products and technologies in this document may be covered by one or more U.S. Patents and Patents Pending. NOTE: Specifications subject to change without notice.

A+ Capable options indicated by this color background.

MODEL NUMBER

Example: EGRM1L LLP 8FT MSL8 80CRI 35K I1000LMF DARK ZT 120 SCT F1/36A C041

Luminaire

EGRM1L

Linear Length Plan

LLP	Linear longest possible
LSL	Longest same length

Total Run Length

__FT

Indicate luminaire row length in 4' increments. Ex: 12FT

Maximum Section Length

MSL4	4' section(s)
MSL8	8' section(s)

LED Color Rendering

80CRI	80+ CRI
90CRI	90+ CRI

LED Color Temperature

27K	2700K
30K	3000K
35K	3500K
40K	4000K
50K	5000K

Indirect LED Ouput

I700LMF
I1000LMF
I1300LMF*

**ECOD2 (Control Input) not available with I1300LMF*

Minimum Dimming Level

DARK	Constant current, dimming to < 1%
MIN1	Constant current dimming to 1%

Control Input

ECOD* **	Lutron Hi-Lume Digital driver
ZT*	0-10V
NLIGHT**	nLight enabled
DALI***	DALI enabled

**0-10V will use linear dimming curve*

***Will use Logarithmic dimming curve*

****Not available with sensors*

****Will use Logarithmic dimming curve*

Voltage

120	120V
277	277V

Wiring Option

SCT	Single circuit

Emergency Options

(Blank)	None
1EC	(1) Emergency circuit module
2EC	(2) Emergency circuit module
__EC	___ Emergency circuit modules

**Emergency type is installed in last 4' of luminaire sections. Separate feed required.*

4FT MSL4 Individual fixture with EC Consult factory

Primary Sensor

PDT_*	Dual technology occupancy sensor. PIR & microphonics sensor
ADC_*	Daylight Dimming Sensor
APD_*	Dual technology PDT and ADC sensor

**Available with zt or NLIGHT only*

All Sensors available on 8' ONLY

Secondary Sensor

SPDT_*	Dual technology occupancy sensor. PIR & microphonics sensor
SADC_*	Daylight Dimming Sensor
SAPD_*	Dual technology PDT and ADC sensor

**Available with zt or NLIGHT only*

All Sensors available on 8' ONLY

Mounting Type/

F1/	T-bar ceiling (universal mounting bracket)
F1A/	T-bar ceiling (UMB with integrated J-box)
F2/	Hard ceiling (horizontal J-box)

**F1 & F1A Mount uses standard 3 1/2" canopy on feed and 2" canopy on support*

***F2 Mount uses standard 5" canopy on feed and 2" canopy on support*

****All feed cords, cord managers and canopies are standard white. They are not painted to match fixture color*

Overall Suspension

12F	12" fixed
18F	18" fixed
24F	24" fixed
24A	24" adjustable
36A	36" adjustable
48A	48" adjustable
72A	72" adjustable
96A	96" adjustable
144A	144" adjustable
192A	192" adjustable
240A	240" adjustable

**Measured from ceiling to bottom of luminaire.*

Color

C110	Painted aluminum (low gloss)
C041	White white (low gloss)
C201	Black (low gloss)
C099***	Custom color
RALTBD**	Ral Paint Finishes

***RALTBD for pricing only, replace with applicable RAL call out when ready to order. See the RAL BROCHURE for available options*

****C099 for pricing only. Custom color chip needs to be sent in to Customer Care and matched up with our paint department and customer approved before order is entered.*

Options

BLK*	Black cord, cord manager and canopy
CSA**	Manufactured to Canadian Standards
CP	Chicago Plenum (available with F1A only)
ELH***	ELH Emergency through wiring w/separate neutrals-single EM feed at opposite end of normal
ELS2***	ELH Emergency through wiring w/separate neutrals-single EM feed at opposite end of normal
GLR	Fast Blow
GMF	Slow Blow
MCS****	Matching canopy at support for aesthetics
MCSJ*****	Matching canopy for J-box mounting at non-power feed support locations
OJB****	Offset J-box at feed
SLP******	Sloped Ceiling
SCEP	Sculptured End Plate

**Not available with nLight*

***CSA with EC not available*

****Not available with CSA or F2 Mount*

*****MCS & OJB cannot be chosen together*

******MCSJ Available with F2 Mount Only*

*******When SLP is chosen need to choose F2 mount and OJB*

© 2014-2024 Acuity Brands Lighting, Inc. All Rights Reserved. "Peerless" is a registered trademark of Acuity Brands Lighting. Products and technologies in this document may be covered by one or more U.S. Patents and Patents Pending. NOTE: Specifications subject to change without notice.

PeerlessLighting.com
1- 800-705-SERV (7378) | TechSupport-Peerless@AcuityBrands.com

WEIGHTS & SUPPORT SPACING

Suspension spacing equals section length. Default location shown.

STANDARD SECTIONS

Key:
- ● Support location
- ✖ Support location with feed

4′ Section 17 LBS

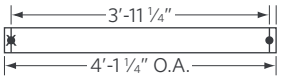

⅝″ flat end cap
4″ optional sculptured end cap

8′ Section 34 LBS

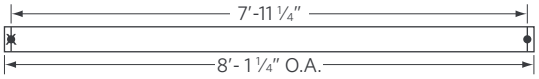

8′ Section 4′ Section 51 LBS

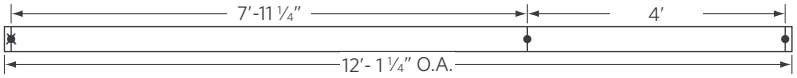

8′ Section 8′ Section 68 LBS

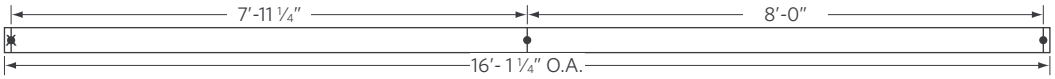

8′ Section 8′ Section 4′ Section 85 LBS

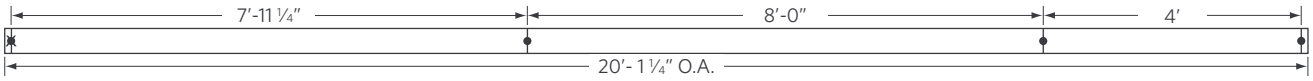

PLAN VIEW

LINEAR PLAN:

PEERLESS offers the ability to provide a continuous run plan to suit your requirements by optionally offering three different methods of configuration.

LSL- Linear Same Length:
In this configuration, each segment is the same length and is standardized based on the longest length available and is the only option provided. Because it is dependent on one segment length there are mathematical limitations on what overall row lengths can be achieved. Example: 20 FT row would be achieved with 5, 4 FT long segments equaling 20 FT (nominal).

LSL	4FT	4FT	4FT	4FT	4FT

LLP- Linear Longest Possible
In this configuration, the longest length available is optimized, resulting in the fewest segments and mounting locations. Caution, should be used where balanced appearance is a concern. Example: 20 FT run would have 2, 8 FT segment and 1, 4 FT segment at the end of the run.

LLP	8 FT	8 FT	4FT

© 2014-2024 Acuity Brands Lighting, Inc. All Rights Reserved. "Peerless" is a registered trademark of Acuity Brands Lighting. Products and technologies in this document may be covered by one or more U.S. Patents and Patents Pending. NOTE: Specifications subject to change without notice.

INTEGRATED SENSOR LAYOUT

CORRECT:

32FT MSL8 RUN WITH 2 SENSORS WITH PRIMARY ZONE 24FT AND SECONDARY ZONE 8FT -- PDT24 SADC8

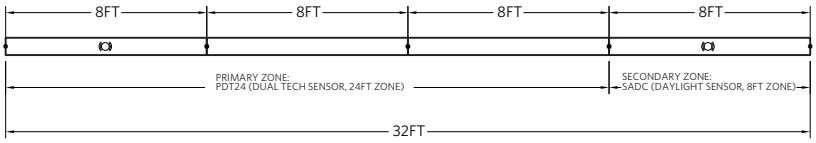

32FT MSL8 RUN WITH 1 SENSOR ALL ONE ZONE -- ADC

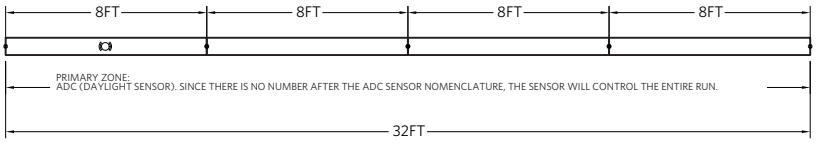

INCORRECT:

32FT MSL8 RUN WITH 1 SENSOR ALL ONE ZONE -- PDT16

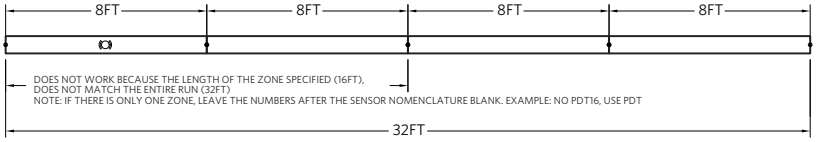

32FT MSL8 RUN WITH 2 SENSORS WITH PRIMARY ZONE 20FT AND SECONDARY ZONE 12FT -- PDT20 SADC12

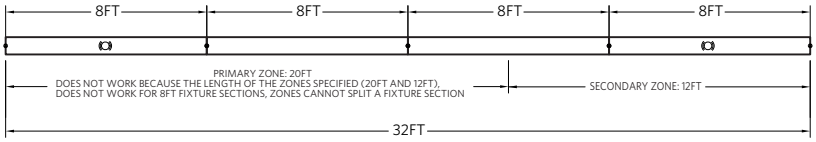

Notes:

- Only one sensor per zone
- At the most, the entire run can only have 2 sensors (thus 2 sensors zones at the most)
- Sensor zone can not split fixture sections
- No overlapping zones
- One nLight or NLTAIR2 device per zone or per sensor, for multiple zones without sensors contact factory

© 2014-2024 Acuity Brands Lighting, Inc. All Rights Reserved. "Peerless" is a registered trademark of Acuity Brands Lighting. Products and technologies in this document may be covered by one or more U.S. Patents and Patents Pending. NOTE: Specifications subject to change without notice.

MOST COMMON MOUNTING TYPES AND OPTIONS

Options available for this specific luminaire are checked in the boxes below.

Mounting Type

F1/ For use with most T-Bar and screw slot grid ceilings. Designed for on-grid and off-grid applications.

F2/ For use with recessed or surface mount horizontal J-box applications.

F3/ Stem mounting for use with recessed or surface mount horizontal J-box applications. *Check with local jurisdiction regarding rigid stem code requirements.*

F1A/ For use with most T-Bar and screw slot grid ceilings. Designed for on-grid and off-grid applications. *Comes complete with vertical J-box with built-in wire way. See also CP.*

Mounting Options

MCS Matching canopy at support for aesthetics.

MCSJ Matching canopy for J-box mounting at non-power feed support locations.

OJB Offset J-box at feed.

SLP OJB Sloped ceiling couplers and offset J-box option at feed.

For more detailed mounting drawings and information, see https://peerlesslighting.acuitybrands.com/resources/product-resources

☑ Indicates mounting options available with this luminaire.

☑ **F1/**

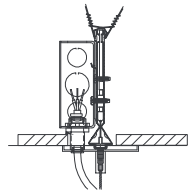

Power Feed

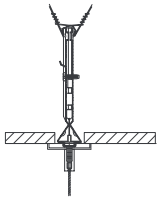

Support

☑ **F1/MCS**

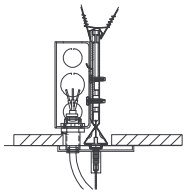

Power Feed

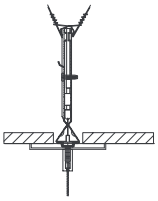

Support

☑ **F1A/**

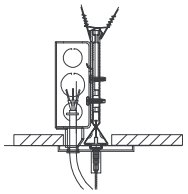

Power Feed

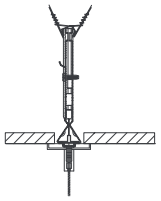

Support

☑ **F1A/MCS**

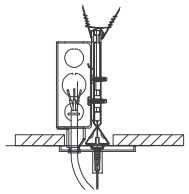

Power Feed

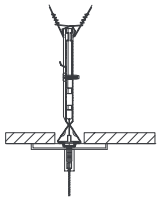

Support

☐ **F3/**

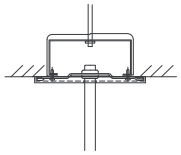

Power Feed

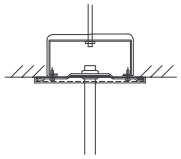

Support

☑ **F2/**

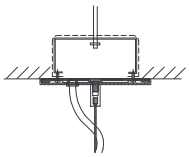

Power Feed

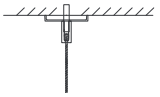

Support

☑ **F2/MCS**

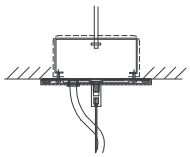

Power Feed

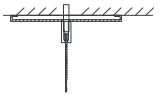

Support

☑ **F2/MCSJ**

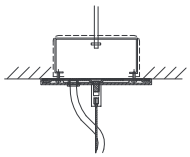

Power Feed

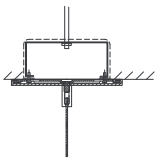

Support

☑ **F2/OJB**

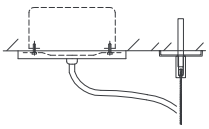

Power Feed

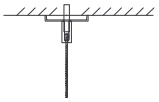

Support

☑ **F2/SLP OJB**

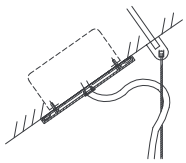

Power Feed

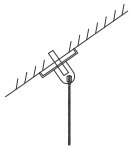

Support

© 2014-2024 Acuity Brands Lighting, Inc. All Rights Reserved. "Peerless" is a registered trademark of Acuity Brands Lighting. Products and technologies in this document may be covered by one or more U.S. Patents and Patents Pending. NOTE: Specifications subject to change without notice.

PeerlessLighting.com
1- 800-705-SERV (7378) | TechSupport-Peerless@AcuityBrands.com

INTEGRATED SENSOR OPTIONS

Control Input	Integrated Sensor	Daylight Dimming	Daylight Dimming and/or Occupancy Detection	nLight Wired Networking	Link to Spec Sheet
NLIGHT	ADC	X		X	PeerlessLighting.com/nES-ADCX
NLIGHT	PDT		X	X	PeerlessLighting.com/nES-PDT7
ZT	ADC	X			PeerlessLighting.com/nES-ADCX
ZT	PDT		X		PeerlessLighting.com/nES-PDT7

Daylight harvesting deactivated by default and field programmed per sequence of operations for PDT sensor options.

Luminaires specified with nLight system networking ship with one RJ-45 connector integrated into the luminaire, 10' of Cat-5e cable and a splitter to control the entire luminaire row (depending on wattage/voltage limitations). For multiple zones, please contact TechSupport-Peerless@AcuityBrands.com.

nES ADCX

nES PDT 7

OCCUPANCY DETECTION COVERAGE

At the 7.5 ft (2.9 m) hanging height of a typical pendant mount fixture the sensor provides 10 ft (3.05 m) radial detection of small motion. At a 9 ft (2.74 m) hanging height the radius is 12 ft (3.66 m) for small motion.

Adequate for walking motion detection from mounting heights between 7.5 ft (2.29 m) and 20 ft (6.10 m).

Initial detection will occur earlier when walking across sensor's field of view than when walking directly at sensor.

Initial detection of walking motion into long coverage segment will occur at distances of 2x the mounting height up to 15 ft (4.57 m) and 1.75x up to 20 ft (6.10 m). Lens assembly rotates 15° to enable adjustment in order to line up long segments.

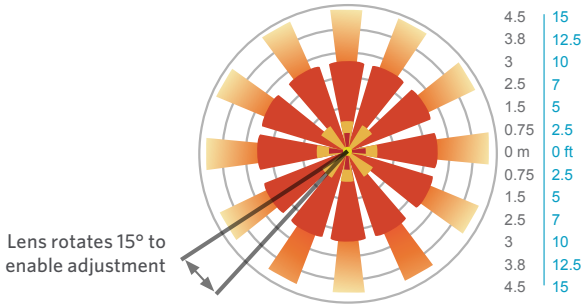

COMPATIBLE nLIGHT COMPONENTS WITH INTEGRATED CONTROLS

nPODMA DX WH

nPODMA 2P DX WH

nPODMA 4P DX WH

nPODMA 2L WH

nPOD UNITOUCH WH

Sensor Switch.com/DataSheets/nPODMA.PDF

Sensor Switch.com/DataSheets/nPOD Unitouch.PDF

eldoLED COMPATIBILITY

For compatible dimmers & switches please see the EldoLED compatibility document

PeerlessLighting.com/eldoLED-compatibility

© 2014-2024 Acuity Brands Lighting, Inc. All Rights Reserved. "Peerless" is a registered trademark of Acuity Brands Lighting. Products and technologies in this document may be covered by one or more U.S. Patents and Patents Pending. NOTE: Specifications subject to change without notice.