WDGE3 LED

Architectural Wall Sconce

Catalog Number

Notes

Type

Hit the Tab key or mouse over the page to see all interactive elements.

Specifications

Depth (D1):	8"
Depth (D2):	1.5"
Height:	9"
Width:	18"
Weight: (without options)	19.5 lbs

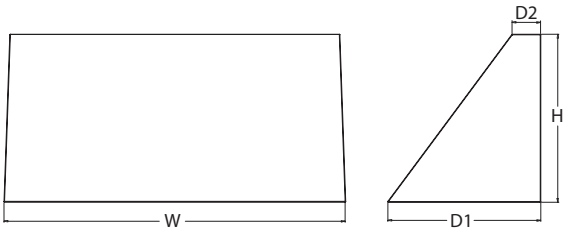

Introduction

The WDGE LED family is designed to meet specifier's every wall-mounted lighting need in a widely accepted shape that blends with any architecture. The clean rectilinear design comes in four sizes with lumen packages ranging from 1,200 to 25,000 lumens, providing a true site-wide solution. Embedded with nLight® AIR wireless controls, the WDGE family provides additional energy savings and code compliance.

WDGE3 has been designed to deliver up to 12,000 lumens through a precision refractive lens with wide distribution, perfect for augmenting the lighting from pole mounted luminaires.

design select

Items marked by a shaded background qualify for the Design Select program and ship in 15 days or less. To learn more about Design Select, visit www.acuitybrands.com/designselect.
*See ordering tree for details

WDGE LED Family Overview

Luminaire	Optics	Standard EM, 0°C	Cold EM, -20°C	Sensor	Approximate Lumens (4000K, 80CRI)						
					P0	P1	P2	P3	P4	P5	P6
WDGE1 LED	Visual Comfort	4W		--	750	1,200	2,000	--	--	--	--
WDGE2 LED	Visual Comfort	10W	18W	Standalone / nLight	--	1,200	2,000	3,000	4,500	6,000	--
WDGE2 LED	Precision Refractive	10W	18W	Standalone / nLight	700	1,200	2,000	3,200	4,200	--	--
WDGE3 LED	Precision Refractive	15W	18W	Standalone / nLight	6,000	7,500	8,500	10,000	12,000	--	--
WDGE4 LED	Precision Refractive			Standalone / nLight	--	12,000	16,000	18,000	20,000	22,000	25,000

Ordering Information

EXAMPLE: WDGE3 LED P3 40K 70CRI R3 MVOLT SRM DDBXD

Series	Package	Color Temperature	CRI	Distribution	Voltage	Mounting
WDGE3 LED	P0 P1 P2 P3 P4	30K 3000K 40K 4000K 50K 5000K	70CRI 80CRI	R2 Type 2 R3 Type 3 R4 Type 4 RFT Forward Throw	MVOLT 347[1] 480[1]	**Shipped included** SRM Surface mounting bracket ICW Indirect Canopy/Ceiling Washer bracket (dry/damp locations only)[2] **Shipped separately** AWS 3/8 inch Architectural wall spacer[3] PBBW Surface-mounted back box (top, left, right conduit entry). Use when there is no junction box available.[3]

Options

E15WH	Emergency battery backup, Certified in CA Title 20 MAEDBS (15W, 5°C min)
E20WC	Emergency battery backup, Certified in CA Title 20 MAEDBS (18W, -20°C min)
PE	Photocell, Button Type[4]
DMG	0-10V dimming wires pulled outside fixture (for use with an external control, ordered separately)[5]
BCE	Bottom conduit entry for back box (PBBW). Total of 4 entry points.
SPD10KV	10kV Surge pack[6]
CCE	Coastal Construction[3]

Standalone Sensors/Controls

PIR	Bi-level (100/35%) motion sensor for 8-15' mounting heights. Intended for use on switched circuits with external dusk to dawn switching.
PIRH	Bi-level (100/35%) motion sensor for 15-30' mounting heights. Intended for use on switched circuits with external dusk to dawn switching
PIR1FC3V	Bi-level (100/35%) motion sensor for 8-15'mounting heights with photocell pre-programmed for dusk to dawn operation.
PIRH1FC3V	Bi-level (100/35%) motion sensor for 15-30'mounting heights with photocell pre-programmed for dusk to dawn operation.

Networked Sensors/Controls

NLTAIR2 PIR	Embedded wireless controls by nLight with Passive Infrared Occ sensor and on/off photocell for 8-15' mounting heights.
NLTAIR2 PIRH	Embedded wireless controls by nLight with Passive Infrared Occ sensor and on/off photocell for 15'-30' mounting heights.
NLTAIREM2 PIR	Embedded wireless controls by nLight with UL924 listed emegency operation, Passive Infrared Occ sensor and on/off photocell for 8-15' mounting heights[7]
NLTAIREM2 PIRH	Embedded wireless controls by nLight with UL924 listed emegency operation, Passive Infrared Occ sensor and on/off photocell for 15'-30' mounting heights

See page 4 for out of box functionality

Finish

DDBXD	Dark bronze
DBLXD	Black
DNAXD	Natural aluminum
DWHXD	White
DSSXD	Sandstone
DDBTXD	Textured dark bronze
DBLBXD	Textured black
DNATXD	Textured natural aluminum
DWHGXD	Textured white
DSSTXD	Textured sandstone

Accessories

Ordered and shipped separately.

WDGEAWS DDBXD	WDGE 3/8inch Architectural Wall Spacer (specify finish)
WDGE3PBBW DDBXD U	WDGE3 surface-mounted back box (specify finish)

NOTES

1. 347V and 480V not available with E15WH and E20WC.
2. Not qualified for DLC. Not available with emergency battery backup or sensors/controls.
3. For PBBW and AWS with CCE option, require an RFA.
4. PE not available in 480V and with sensors/controls.
5. DMG option not available with sensors/controls.
6. Not available with E20WC option.
7. Available with MVOLT only and only rated to 25C ambient.

© 2019-2025 Acuity Brands Lighting, Inc. All rights reserved.

Performance Data

Lumen Output

Lumen values are from photometric tests performed in accordance with IESNA LM-79-08. Data is considered to be representative of the configurations shown, within the tolerances allowed by Lighting Facts. Contact factory for performance data on any configurations not shown here.

Performance Package	System Watts	Dist. Type	30K (3000K, 70 CRI)					40K (4000K, 70 CRI)					50K (5000K, 70 CRI)				
			Lumens	LPW	B	U	G	Lumens	LPW	B	U	G	Lumens	LPW	B	U	G
P0	41W	R2	6,172	151	1	0	1	6,104	149	2	0	1	6,394	156	2	0	1
		R3	6,071	148	1	0	2	6,004	146	1	0	2	6,290	153	1	0	2
		R4	6,256	153	1	0	2	6,187	151	1	0	2	6,481	158	1	0	2
		RFT	6,126	149	1	0	2	6,058	148	1	0	2	6,347	155	1	0	2
P1	52W	R2	7,037	136	1	0	1	7,649	148	2	0	1	7,649	148	2	0	1
		R3	6,922	134	1	0	2	7,524	145	1	0	2	7,524	145	1	0	2
		R4	7,133	138	1	0	2	7,753	150	1	0	2	7,753	150	1	0	2
		RFT	6,985	135	1	0	2	7,592	147	1	0	2	7,592	147	1	0	2
P2	59W	R2	7,968	135	2	0	1	8,661	147	2	0	1	8,661	147	2	0	1
		R3	7,838	133	1	0	2	8,519	144	1	0	2	8,519	144	1	0	2
		R4	8,077	137	1	0	2	8,779	149	1	0	2	8,779	149	1	0	2
		RFT	7,909	134	1	0	2	8,597	146	2	0	2	8,597	146	2	0	2
P3	71W	R2	9,404	132	2	0	1	10,221	143	2	0	1	10,221	143	2	0	1
		R3	9,250	130	2	0	2	10,054	141	2	0	2	10,054	141	2	0	2
		R4	9,532	134	2	0	2	10,361	145	2	0	2	10,361	145	2	0	2
		RFT	9,334	131	2	0	2	10,146	142	2	0	2	10,146	142	2	0	2
P4	88W	R2	11,380	129	2	0	1	12,369	140	2	0	1	12,369	140	2	0	1
		R3	11,194	127	2	0	2	12,167	138	2	0	2	12,167	138	2	0	2
		R4	11,535	131	2	0	2	12,538	142	2	0	2	12,538	142	2	0	2
		RFT	11,295	128	2	0	2	12,277	139	2	0	2	12,277	139	2	0	2

Lumen Output in Emergency Mode (4000K, 70 CRI)

Option	Dist. Type	Lumens
E15WH	R2	3,185
	R3	3,133
	R4	3,229
	RFT	3,162
E20WC	R2	3,669
	R3	3,609
	R4	3,719
	RFT	3,642

Electrical Load

Performance Package	System Watts	Current (A)					
		120V	208V	240V	277V	347V	480V
P1	52W	0.437	0.246	0.213	0.186	0.150	0.110
P2	59W	0.498	0.287	0.251	0.220	0.175	0.126
P3	71W	0.598	0.344	0.300	0.262	0.210	0.152
P4	88W	0.727	0.424	0.373	0.333	0.260	0.190

Lumen Multiplier for 80CRI

CCT	Multiplier
30K	0.891
40K	0.906
50K	0.906

Lumen Ambient Temperature (LAT) Multipliers

Use these factors to determine relative lumen output for average ambient temperatures from 0-40°C (32-104°F).

Ambient		Lumen Multiplier
0°C	32°F	1.05
10°C	50°F	1.03
20°C	68°F	1.01
25°C	77°F	1.00
30°C	86°F	0.99
40°C	104°F	0.97

Projected LED Lumen Maintenance

Data references the extrapolated performance projections for the platforms noted in a 25°C ambient, based on 10,000 hours of LED testing (tested per IESNA LM-80-08 and projected per IESNA TM-21-11).

To calculate LLF, use the lumen maintenance factor that corresponds to the desired number of operating hours below. For other lumen maintenance values, contact factory.

Operating Hours	0	25,000	50,000	100,000
Lumen Maintenance Factor	1.0	>0.98	>0.97	>0.92

© 2019-2025 Acuity Brands Lighting, Inc. All rights reserved.

Photometric Diagrams

To see complete photometric reports or download .ies files for this product, visit the Lithonia Lighting WDGE LED homepage. Tested in accordance with IESNA LM-79 and LM-80 standards.

LEGEND

- 0.25 fc
- 0.5 fc
- 1.0 fc

MH = 15ft
Grid = 15ft x 15ft

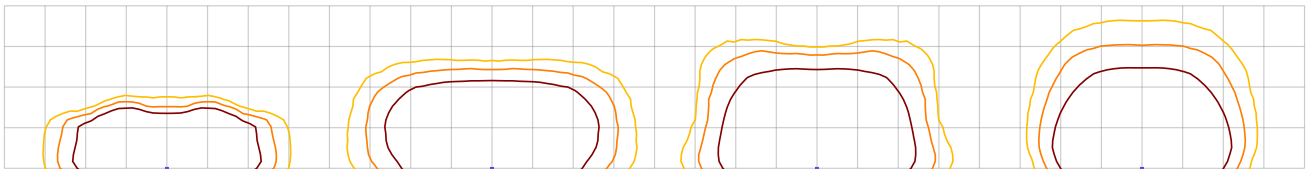

WDGE3 LED P3 40K 70CRI R2 | WDGE3 LED P3 40K 70CRI R3 | WDGE3 LED P3 40K 70CRI R4 | WDGE3 LED P3 40K 70CRI RFT

Emergency Egress Options

Emergency Battery Backup

The emergency battery backup is integral to the luminaire — no external housing required! This design provides reliable emergency operation while maintaining the aesthetics of the product. All emergency battery backup configurations include an independent secondary driver with an integral relay to immediately detect loss of normal power and automatically energize the luminaire. The emergency battery will power the luminaire for a minimum duration of 90 minutes (maximum duration of three hours) from the time normal power is lost and maintain, minimum of 60% of the light output at the end of 90minutes.

Applicable codes: NFPA 70/NEC – section 700.16, NFPA 101 Life Safety Code Section 7.9

The examples below show illuminance of 1 fc average and 0.1 fc minimum in emergency mode with E15WH or E20WC and R4 distribution.

Grid = 10ft x 10ft

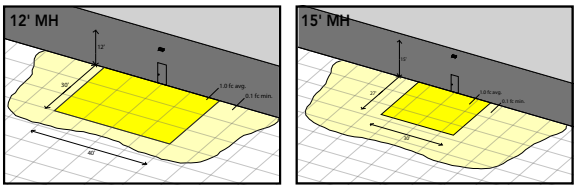

WDGE3 LED xx 40K 70CRI R4 MVOLT E15WH

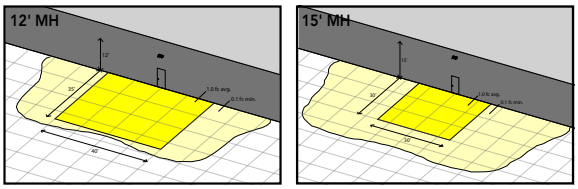

WDGE3 LED xx 40K 70CRI R4 MVOLT E20WC

© 2019-2025 Acuity Brands Lighting, Inc. All rights reserved.

Control / Sensor Options

Motion/Ambient Sensor (PIR_, PIRH_)

Motion/Ambeint sensor (Sensor Switch MSOD) is integrated into the the luminaire. The sensor provides both Motion and Daylight based dimming of the luminaire. For motion detection, the sensor utilizes 100% Digital Passive Infrared (PIR) technology that is tuned for walking size motion while preventing false tripping from the environment. The integrated photocell enables additional energy savings during daytime periods when there is sufficient daylight. Optimize sensor coverage by either selecting PIR or PIRH option. PIR option comes with a sensor lens that is optimized to provide maximum coverage for mounting heights between 8-15ft, while PIRH is optimized for 15-40ft mounting height.

Networked Control (NLTAIR2)

nLight® AIR is a wireless lighting controls platform that allows for seamless integration of both indoor and outdoor luminaires. Five-tier security architecture, 900 MHz wireless communication and app (CLAIRITY™ Pro) based configurability combined together make nLight® AIR a secure, reliable and easy to use platform.

PIR

HIGH VIEW

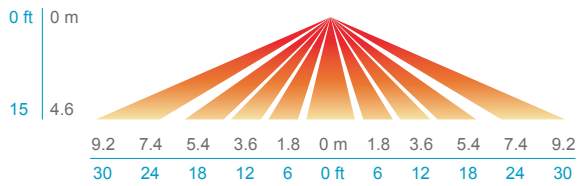

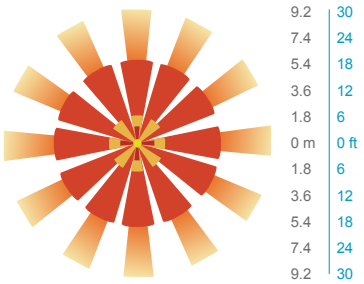

PIRH

SIDE VIEW

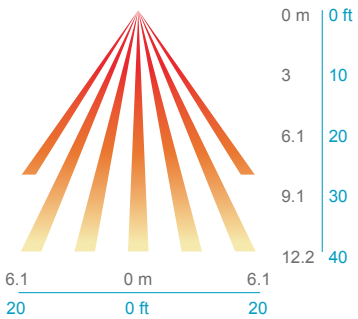

TOP VIEW



Motion/Ambient Sensor Default Settings

Option	Dim Level	High Level (when triggered	Photocell Operation	Motion Time Delay	Ramp-down Time	Ramp-up Time
PIR or PIRH	Motion - 3V (37% of full output) Photocell - 0V (turned off)	10V (100% output)	Enabled @ 5fc	5 min	5 min	Motion - 3 sec Photocell - 45 sec
PIR1FC3V, PIRH1FC3V	Motion - 3V (37% of full output) Photocell - 0V (turned off)	10V (100% output)	Enabled @ 1fc	5 min	5 min	Motion - 3 sec Photocell - 45 sec
NLTAIR2 PIR, NLTAIR2 PIRH, NLTAIREM2 PIR, NLTAIREM2 PIRH (out of box)	Motion - 3V (37% of full output) Photocell - 0V (turned off)	10V (100% output)	Enabled @ 5fc	7.5 min	5 min	Motion - 3 sec Photocell - 45 sec

UL 924 Response - nLight AIR Devices with EM Option

- NLTAIREM2 devices will remain at their high-end trim and ignore wireless lighting control commands, unless a normal-power-sensed (NPS) broadcast is received at least every 8 seconds.
- Using the CLAIRITY+ mobile app, NLTAIREM2 devices must be associated with a group that includes a normal power sensing device to receive NPS broadcasts.
- The non-emergency devices, NLTAIR2 PIR and NLTAIR2 PIRH, with version 3.4 or later firmware can be used for normal power sensing.

© 2019-2025 Acuity Brands Lighting, Inc. All rights reserved.

Mounting, Options & Accessories

NLTAIR2 PIR – nLight AIR Motion/Ambient Sensor

D = 8"

H = 11"

W = 18"

PBBW – Surface-Mounted Back Box
Use when there is no junction box available.

D = 1.75"

H = 9"

W = 18"

AWS – 3/8inch Architectural Wall Spacer

D = 0.38"

H = 4.4"

W = 7.5"

FEATURES & SPECIFICATIONS

INTENDED USE
Common architectural look, with clean rectilinear shape, of the WDGE LED was designed to blend with any type of construction, whether it be tilt-up, frame or brick. Applications include commercial offices, warehouses, hospitals, schools, malls, restaurants, and other commercial buildings.

CONSTRUCTION
The single-piece die-cast aluminum housing to optimize thermal transfer from the light engine and promote long life. The driver is mounted in direct contact with the casting for a low operating temperature and long life. The die-cast door frame is fully gasketed with a one-piece solid silicone gasket to keep out moisture and dust, providing an IP65 rating for the luminaire.

FINISH
Exterior painted parts are protected by a zinc-infused Super Durable TGIC thermoset powder coat finish that provides superior resistance to corrosion and weathering. A tightly controlled multi-stage process ensures a 3 mils thickness for a finish that can withstand extreme climate changes without cracking or peeling. Standard Super Durable colors include dark bronze, black, natural aluminum, sandstone and white. Available in textured and non-textured finishes.

OPTICS
Individually formed acrylic lenses are engineered for superior application efficiency which maximizes the light in the areas where it is most needed. Light engines are available in 3000 K, 4000 K or 5000 K configurations. The WDGE LED has zero uplight and qualifies as a Nighttime Friendly™ product, meaning it is consistent with the LEED® and Green Globes™ criteria for eliminating wasteful uplight.

ELECTRICAL
Light engine consists of high-efficacy LEDs mounted to metal-core circuit boards to maximize heat dissipation and promote long life (up to L92/100,000 hours at 25°C). The electronic driver has a power factor of >90%, THD <20%. Luminaire comes with built in 6kV surge protection, which meets a minimum Category C low exposure (per ANSI/IEEE C62.41.2). Fixture ships standard with 0-10v dimmable driver.

INSTALLATION
A universal mounting plate with integral mounting support arms allows the fixture to hinge down for easy access while making wiring connections. The 3/8" Architectural Wall Spacer (AWS) can be used to create a floating appearance or to accommodate small imperfections in the wall surface. The ICW option can be used to mount the luminaire inverted for indirect lighting in dry and damp locations. Design can withstand up to a 1.5 G vibration load rating per ANSI C136.31.

LISTINGS
CSA certified to U.S. and Canadian standards. Light engines are IP66 rated; luminaire is IP65 rated. PIR options are rated for wet location. Rated for -40°C minimum ambient. DesignLights Consortium® (DLC) Premium qualified product and DLC qualified product. Not all versions of this product may be DLC Premium qualified or DLC qualified. Please check the DLC Qualified Products List at www.designlights.org/QPL to confirm which versions are qualified. International Dark-Sky Association (IDA) Fixture Seal of Approval (FSA) is available for all products on this page utilizing 3000K color temperature and SRM mounting only.

GOVERNMENT PROCUREMENT
BABA – Build America Buy America: Product qualifies as produced in the United States under the definitions of the Build America, Buy America Act.
Please refer to www.acuitybrands.com/buy-american for additional information.

WARRANTY
5-year limited warranty. This is the only warranty provided and no other statements in this specification sheet create any warranty of any kind. All other express and implied warranties are disclaimed. Complete warranty terms located at:
www.acuitybrands.com/support/warranty/terms-and-conditions

Note: Actual performance may differ as a result of end-user environment and application. All values are design or typical values, measured under laboratory conditions at 25 °C. Specifications subject to change without notice.

© 2019-2025 Acuity Brands Lighting, Inc. All rights reserved.