HYDREL

CATALOG NUMBER

NOTES

TYPE



SAF14A RGBW SPECIALTY ARCHITECTURAL FLOOD AURORA

MVOLT LED

Specifications

Weight:	34lbs

EPA:	KM: 1.24
	YM: 1.21

HIGHLIGHTS

- The Aurora is a patent-pending lighting technique that blends wash and graze from two beams within a single luminaire, creating a refined, layered gradient effect.
- Available in 3 distribution options: Narrow, Medium, and Wide. Ideal for wall washing or column washing applications with excellent uniformity
- Suitable for a variety of mounting applications including ground, wall, pole, stanchion
- DMX/RDM
- Taper-Lock technology provides full aiming integrity utilizing both a rugged knuckle and yoke design
- Minimalist design that provides clean and intentional lines and transitions
- Slightly convex watershed lens that evades water build up and staining
- Industry leading flow-thru design achieved with separately sealed optical chamber and driver
- Quad chip technology, enabling optimal color mixing under each individual optic. Avoid striations and color separation when wall grazing/washing
- Power Scaling driver technology allows each channel to reach its highest possible wattage and output, maximizing performance

LED

5 YEAR warranty

IP68

BAA

BABA

DIMENSIONS

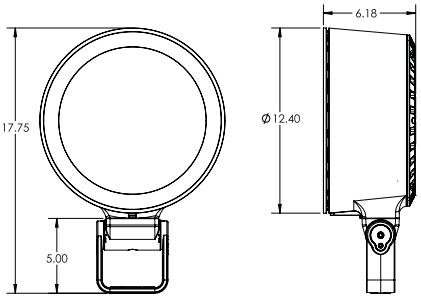

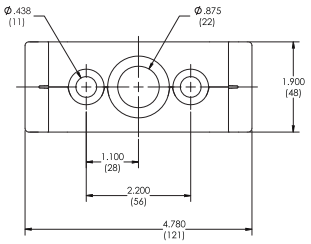

YOKE

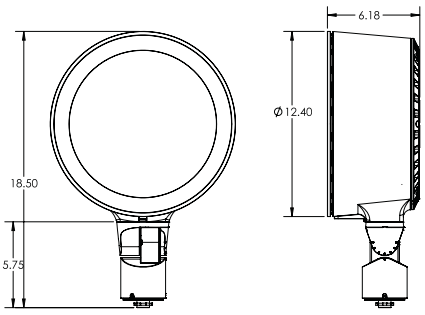

KNUCKLE

PERFORMANCE SUMMARY

	Narrow (NA)			Medium (MA)			Wide (WA)		
	Delivered Lumens	Watts	LPW	Delivered Lumens	Watts	LPW	Delivered Lumens	Watts	LPW
RED	1,373	50	27	1,247	50	28	1,201	50	24
GREEN	2,964	53	56	2,692	53	51	2,593	59	49
BLUE	547	59	9	497	59	8	479	59	8
White (40K)	3,071	67	46	2,789	67	42	2,687	67	40
All On (RGBW4)	2,694	65	41	2,447	65	38	2,357	65	36

* Based on fixture with both channels on (near and far beams)

STANDARD DISTRIBUTION



Narrow Medium Wide

AIMING DETAIL

SAF 14 KNUCKLE

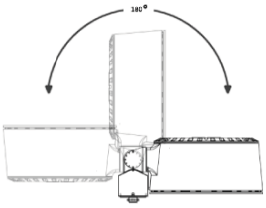

SAF 14 YOKE

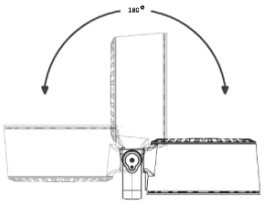

© 2026 Acuity Brands Lighting, Inc. • 1 Acuity Way, Decatur, GA 30035
Phone: 800-705-SERV (7378) • www.hydrel.com

ORDERING INFORMATION

EXAMPLE: SAF14A LED P1 RGBW4 MVOLT NA CWL KM CJB DMX BL

SAF14A

Series*	Source*	Performance Packages*	LED Dynamic Range*	Voltage*	Distribution*	Lens*	Mounting*
SAF14A Specialty Architectural Flood Aurora	**LED**	**P1**	**RGBW4** 40K white (80CRI)	**MVOLT**	**NA** Narrow Aurora **MA** Medium Aurora **WA** Wide Aurora	**CWL** Clear Watershed Lens *Note: CWL lens IK08. For IK10 use external WRG option.*	**KM** Knuckle **YM** Yoke

Mounting Accessories	Options Accessory	Options	Control Input*	External	Finish*
ADPMR Architectural Decorative Pole Mount Round **ADPMS** Architectural Decorative Pole Mount Square **AMPC_/_** Architectural Mid Pole Clamp available to fit on a 4" or 6" pole with 1 or 2 fixtures **APAR** Round 18" Pole Mount **APAS** Square 18" Pole Mount **AWSC** Architectutal Wall Splice Cover **CAJB** Cylindrical Architectural Junction box **CJB** Cylindrical Junction Box **CPM** Cylindrical Pedestal Mount **CPMSA** Cylindrical Pole Mount Splice Access **CSM_** Cylindrical Stancion Mount 12"-48" available in 6" increments **CWMA_T** Cylindrical Wall Mount Arm Top 12"-48" (available in 6" increments)	Hardware **TPH** Tamper proof hardware **LASC** Safety Cable	**CSL_** 10' – 50' of cord available in 5' increments *Note: Cord length required for Yoke Mounting only*	**DMX**	**GS** Glare shield **WRG** Wire Rock Guard *Note: WRG is installed and shipped with the fixture*	**BL** Black Textured **BRS** Bronze Smooth **BRT** Bronze Textured **CF** Custom Finish **DBL** Black Smooth **DDB** Designer Bronze **DNA** Natural Aluminum **NBS** Natural Bronze Smooth **VET** Verde Textured **WH** White Textured **WHS** White Smooth **__Z** Zinc Undercoat (i.e.BLZ) Note: Zinc Undercoat provides corrosion protection for Marine Environment and Natatorium Construction **CF** Custom Finish **RALTBD** RAL Paint Finishes *Note: RALTBD for pricing only, replace with applicable RAL call out when ready to order. See the RALBROCHURE for available options. It is recommended that Hydrel products only use textured paint.*

CSA LISTING TEMPERATURE: -20˚C through 40°C

ELECTRICAL LOAD

		Current (A)			
Light Engines	**System Watts**	120	208	240	277
RGBW P1	70	0.58	0.34	0.29	0.25

LUMEN AMBIENT TEMPERATURE (LAT) MULTIPLIERS

Use these factors to determine relative lumen output for average ambient temperatures from 0-40°C (32-104°F)

Ambient		RGBW Lumen Multiplier
0°C	32°F	1.04
10°C	50°F	1.03
20°C	68°F	1.01
25°C	77°F	1.00
30°C	86°F	0.99
40°C	104°F	0.97

Optical Scaling Charts*	
GS	0.96
WRG	0.81

Note: This table can be used to approximate the lumen values with different accessories. Please see IES files for exact lumen outputs.

PHOTOMETRIC DIAGRAMS

To see complete photometric reports or download .ies files for this product, visit www.hydrel.com

PERFORMANCE DATA

LUMEN OUTPUT — SAF14A_RGBW

Lumen values are from photometric tests performed in accordance with IESNA LM-79-08. Data is considered to be representative of the configurations shown, within the tolerances allowed by Lighting Facts. Actual performance may differ as a result of end-user environment and application. Contact factory for performance data on any configurations not shown here.

	Distribution Type	Channel Setting	RED ONLY				GREEN ONLY				BLUE ONLY			
			System Watts	Lumens	LPW	MAX CD	System Watts	Lumens	LPW	MAX CD	System Watts	Lumens	LPW	MAX CD
	NA	Near Beam Only	26	579	22	3,415	27	1,188	44	7,012	30	211	7	1,247
		Far Beam Only	26	918	35	19,505	28	1,809	65	38,461	31	336	11	7,147
		Near and Far Beams	50	1,373	27	20,090	53	2,964	56	43,359	59	547	9	8,008
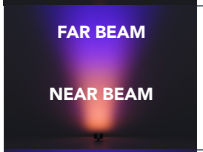	MA	Near Beam Only	26	526	20	876	27	1,079	40	1,798	30	192	6	320
		Far Beam Only	26	833	32	4,468	28	1,643	59	8,810	31	305	10	1,637
		Near and Far Beams	50	1,247	28	4,691	53	2,692	51	10,124	59	497	8	1,870
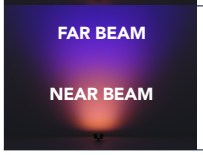	WA	Near Beam Only	26	506	19	682	27	1,040	39	1,400	30	185	6	249
		Far Beam Only	26	803	31	3,417	28	1,583	57	6,737	31	294	9	1,252
		Near and Far Beams	50	1,201	24	3,599	53	2,593	49	7,767	59	479	8	1,435

	Distribution Type	Channel Setting	WHITE ONLY (40K)				ALL ON RGBW4 (Red, Green, Blue, White 40K)			
			System Watts	Lumens	LPW	MAX CD	System Watts	Lumens	LPW	MAX CD
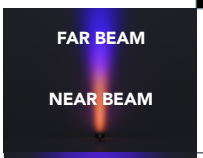	NA	Near Beam Only	34	1,221	36	7,206	33	1,077	33	6,353
		Far Beam Only	35	1,907	54	40,539	34	1,669	49	35,485
		Near and Far Beams	67	3,071	46	44,931	65	2,694	41	39,416
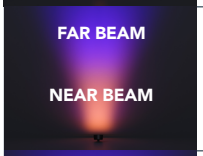	MA	Near Beam Only	34	1,109	33	1,847	33	978	30	1,629
		Far Beam Only	35	1,732	49	9,286	34	1,516	45	8,128
		Near and Far Beams	67	2,789	42	10,491	65	2,447	38	9,203
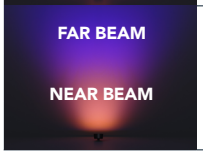	WA	Near Beam Only	34	1,068	31	1,439	33	942	29	1,269
		Far Beam Only	35	1,668	48	7,101	34	1,460	43	6,216
		Near and Far Beams	67	2,687	40	8,049	65	2,357	36	7,061

RGBW GAMUT AND RANGE

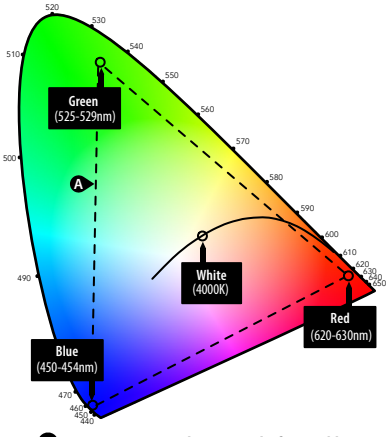

A RGBW Range within triangle formed by RGB

- The Gamut of a luminaire determines the potential color range, specifically the dominant wavelength of each primary color.
- The Path determines the range of colors the user can select for the luminaire.

ARCHITAINMENT COLOR GPHD

- **Gamut** Triangular
- **Path** Full RGB gamut
- **Handle** Four Handles: Red, Green, Blue, White
- **Data** DMX512/RDM

The RGBW Range reaches the full range of saturated colors and subtle pastels to create bold transformational effects.

SAF MOUNTING ACCESSORIES

		Part #
	ADPMR/ADPMS Architectural Decorative Pole Mount Round or Square • Architectural opulent design for seamless pole integration and fixture aiming • Intended for 4" round and tapered poles or minimum 4" square poles • Mounting location on the top of each arm accepts one lighting fixture	Examples: ADPMR 78C BL See spec sheet for more options
	• AMPC Architectural Mid Pole Clamp • Clamp pole mount design for quick install and fixture aiming • Intended for 4" or 6" round straight pole • Mount one or two fixtures • Mounting location mid pole	Example: AMPC4/1 78C BL See spec sheet for more options
	APAR/APAS Architectural Pole Arm Round or Square • Intended for 4" round and tapered poles or minimum 4" square poles • Mounting location on the top of each arm accepts one lighting fixture	Example: APAS XLSC BRS See spec sheet for more options
	AWSC Architectural Wall Splice Cover • Designed to be mounted over a recessed wall box or can be surface mounted for direct conduit entrance • Supplied with an integral splice access compartment for easy fixture connections	Example: AWSC 78C DNA See spec sheet for more options
	CAJB Cylindrical Architectural Junction Box • Designed for architectural and landscape applications • Recommended for mounting on a rigid metallic conduit	Example: CAJB 34B XLSC DBL See spec sheet for more options
	CJB Cylindrical Junction Box • Drilled and tapped to ¾" NPT specifications • For larger hole sizes , consult factory • Recommended to seal conduit to maintain dry components	Example: CJB 34S XLSC VET See spec sheet for more options

© 2026 Acuity Brands Lighting, Inc. • 1 Acuity Way, Decatur, GA 30035
Phone: 800-705-SERV (7378) • www.hydrel.com

SAF MOUNTING ACCESSORIES

		Part #
	CPM Cylindrical Pedestal Mount • Suitable for architectural and landscape applications • Provided with front access cover for easy wiring and installation.	Example: CPM 78C BL See spec sheet for more options
	CPMSA Cylindrical Pole Mount Splice Access • Designed to mount onto a 2-3/8" tenon • Provided with splice compartment	Example: CPMSA 78C DBL See spec sheet for more options
	CSM Cylindrical Stanchion Mount • Available in heights from 12” to 48” in 6” increments • Provided with front access cover for easy wiring and installation.	Example: CSM12 XLSC BRT See spec sheet for more options
	CWMA E/CWMA T Cylindrical Wall Mount Arm End or Top • Available in lengths from 12” to 48” in 6” increments • Supplied with splice cover for easy wiring and installation • End mounting only available with SAF7	Example: CWMA30T 78C BL CWMA12T XLSC BRS See spec sheet for more options

© 2026 Acuity Brands Lighting, Inc. • 1 Acuity Way, Decatur, GA 30035
Phone: 800-705-SERV (7378) • www.hydrel.com

EXTERNAL ACCESSORIES

		Part #
	• GS- Glare Shield 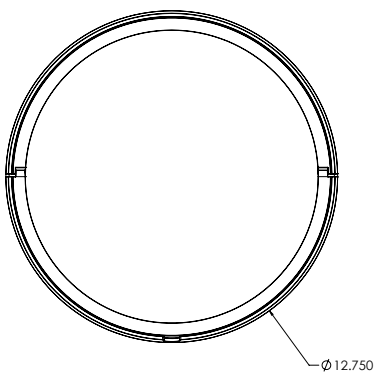	Example: GSSAF14A BL
	• WRG-Wire Rock Guard 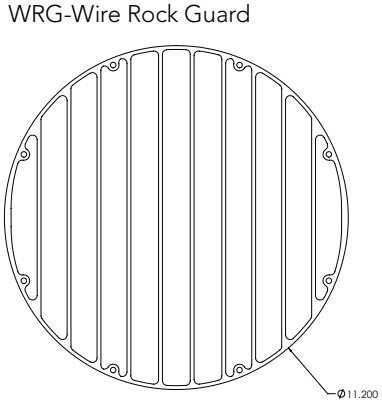	WRG is installed and shipped with fixture

© 2026 Acuity Brands Lighting, Inc. • 1 Acuity Way, Decatur, GA 30035
Phone: 800-705-SERV (7378) • www.hydrel.com

ACCESSORY OPTIONS

TAKE CONTROL

Hydrel lighting solutions bring ease of use, innovation, and next-generation control features to commercial, underwater, and architectural outdoor applications. We offer a dedicated team of specification engineers to take you through lighting design, the specification process, to the installation of our fixtures. We simplify the complex and help you create the right layer of light for any outdoor lighting environment. Find the right architectural outdoor fixture, controls, and network connectivity with Hydrel Lighting Solutions.

FRESCO CONTROL SYSTEM

Series		Model		Options		Finish	
FCS	Fresco Control System	**7TSN**	7" touchscreen with nLight port	**X**	DMX/RDM control	**DBL**	Black
						DWH	White
						DNA	Natural Aluminum



Refer to FRESCO spec sheet for additional details and options.

EASYL - LED SHOW CONTROLLER WITH LCD TOUCHSCREEN

Series		Voltage		Finish	
EZSOLO	Easyl Solo	**MVOLT**	120V-277V VAC, 50/60Hz	**BK**	Black
EZTOUCH	Easyl Touch			**Wh**	White
EZPRO	Easyl Pro				



Refer to EASYL spec sheet for additional details and options.

PATHWAY CONNECTIVITY SOLUTIONS - DMX NETWORKING AND ADVANCED CONTROL

DMX512 networks create dynamic lighting. Dynamic lighting often brings a lot of color and movement to spaces. The DMX512 lighting protocol was created to serve the needs of performance lighting, such as in theaters or music venues. A DMX network is designed to support large amounts of data continually moving between controllers and luminaires, and at very high speeds. Many non-performance lighting applications also rely on DMX networks, to support RGB LED luminaires featured in applications such as building façades, hotel lobbies and corporate reception areas.

A DMX network always includes a controller and luminaires that are compatible with the DMX protocol. As well, DMX lighting systems must include network devices that route the DMX data to different locations between the controllers and luminaires.

Pathway Connectivity provides these network devices, creating robust and secure network backbones. Pathway devices create bridges between Ethernet and DMX, and DMX and other kinds of lighting control protocols, such as RDM, nLight® or 0-10v.

DMX-RDM Repeater with Power in IP65 Enclosure

Model	
PWREP IP65 P4 TERM RDM	DMX-RDM Repeater with Power in IP65 Enclosure



Refer to PWREP IP65 spec sheet for additional details.

© 2026 Acuity Brands Lighting, Inc. • 1 Acuity Way, Decatur, GA 30035
Phone: 800-705-SERV (7378) • www.hydrel.com

WIRING AND LAYOUT DESIGN

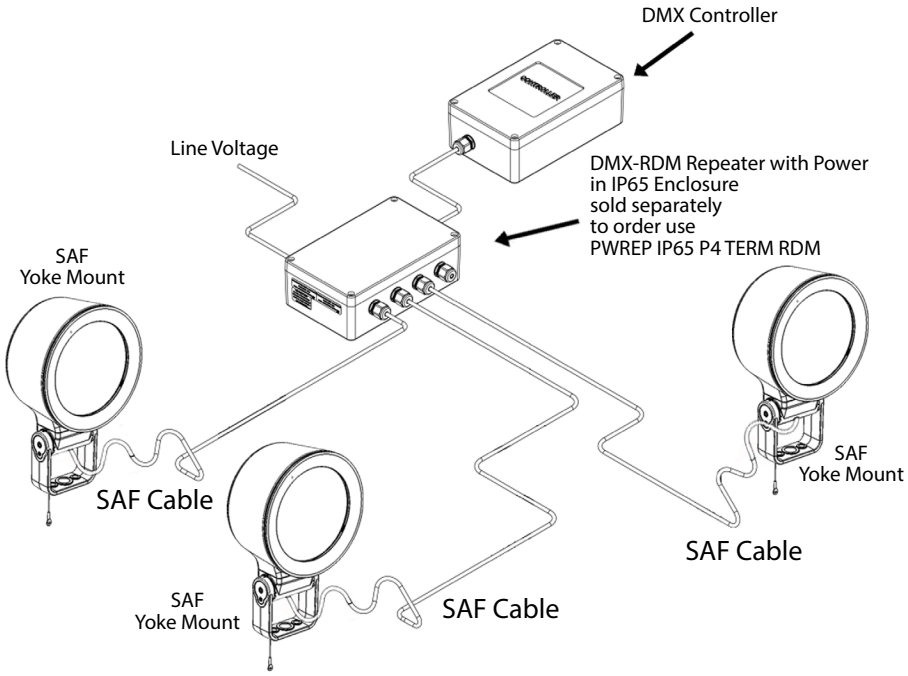

Wiring Detail - DMX RGBW Fixture



FEATURES & SPECIFICATIONS

MATERIAL: Die cast copper-free aluminum (A360) housing & doors with separate optical and driver compartments to ensure thermal isolation of the electronic drivers.

VOLTAGE: MVOLT 120V-277V 50/60Hz.

DISTRIBUTION: Narrow, Medium, Wide

LENS: Molded from heat strengthened borosilicate glass for superior clarity and strength.

MOUNTING: Adjustable knuckle is 1/2" NPT. Yoke mount is a 7/8" thru hole center and (2) 7/16" thru holes 2.2" on center. Aluminum knuckle, yoke, & stainless steel locking hardware with infinite aiming adjustment capabilities and a wide array of mounting accessories. Yoke mount luminaires are provided with 10'-50' at 5ft increments of 18 gauge/6 conductor ST cord for power supply and control. Knuckle mount luminaires are provided with 18" leads (18 gauge for power supply and 22 gauge for control).

GLARE CONTROL: External glare control option includes half glare shield.

EXTERNAL ACCESSORY: Impact resistant rock guard

FINISH: Exterior parts are protected by a zinc-infused durable TGIC thermoset powder coat finish that provides superior resistance to corrosion and weathering. A tightly controlled multi-stage process ensures a minimum 3 mils thickness for a finish that can withstand extreme climates without cracking or peeling.

ELECTRICAL: MVOLT (120-277) LED power supply 70 watts, Class 1 electronic driver has a power factor >90%, THD<10%. 10kV surge protection meets a minimum Category C low operation per ANSI/IEEE C62.41.2.

CONTROL: 8 channel system. Channels 1-4 will control the far beam and channels 5-8 control the near beam.

LIGHT SOURCE: Quad Chip RGBW4 (Red, Green, Blue, White 40K) L90 > 35,900 hours at 25°C. All within 3 MacAdam ellipses.

FEATURES: Taper lock knuckle and yoke for infinite aiming and an unparalleled locking ability.

GOVERNMENT PROCUREMENT
BAA – Buy American Act: This product is available in a version that qualifies as a domestic end product under the Buy American Act as implemented in the FAR and DFARS.
BABA – Build America Buy America: This product is available in a version that qualifies as produced in the United States under the definitions of the Build America, Buy America Act, as implemented by 2 C.F.R. Part 184 and other agency implementing regulations, including Department of Transportation regulations.
Please refer to www.acuitybrands.com/resources/buy-american for additional information.

LISTING: cCSAus, suitable for outdoor & wet location. IP68 rated.

WARRANTY: 5-year limited warranty. This is the only warranty provided and no other statements in this specification sheet create any warranty of any kind. All other express and implied warranties are disclaimed. Complete warranty terms located at:
www.acuitybrands.com/support/warranty/terms-and-conditions

Consult factory for details

NOTE: Actual performance may differ as a result of end-user environment and application. All values are design or typical values, measured under laboratory conditions at 25 °C. Specifications subject to change without notice.

© 2026 Acuity Brands Lighting, Inc. • 1 Acuity Way, Decatur, GA 30035
Phone: 800-705-SERV (7378) • www.hydrel.com