LITHONIA LIGHTING®

Catalog Number	
Notes	
Type	

DIGITAL NAVIGATION

Ordering Tree Accessories Performance Data Tech Guide Reloc nLight Platform Sensor Switch Drawings/Dimensions

GPX LED PANEL

6"x2', 6"x4', 6"x8',
1' x 4', 2' x 2'and 2' x 4'



FEATURES & SPECIFICATIONS

INTENDED USE — The GPX Series LED is a low-glare panel engineered to deliver consistent, high-quality illumination and exceptional visual comfort. Its slim profile and reliable performance make it an ideal solution for a wide range of commercial applications, including schools, offices, retail, convenience stores, healthcare facilities and other commercial spaces. A typically configured GPX features a **Unified Glare Rating (UGR)** starting at 17. Certain airborne contaminants can diminish the integrity of acrylic. **Click here for Acrylic Environmental Compatibility table for suitable uses**. **U.S. Patent No. 10,681,784.**

CONSTRUCTION — A one-piece, precision-formed metal frame with a satin white lens provides clean, consistent light distribution and a refined appearance. The low-profile housing provides installation flexibility across a variety of ceiling applications, including restricted plenum spaces. Integral T-bar clips are incorporated into the back plate for secure, straightforward installation in T-grid ceilings.

ELECTRICAL — Direct-lit Panel with Long-Life LEDs, coupled with a high-efficiency driver, provide superior illumination for extended service life. Greater than 70% LED lumen maintenance at 60,000 hours (L80>60,000). 0-10V dimming driver. California Title 24 compliant. Options available for dimming to 1% or 10%. Contains non-isolated dimming leads.

Standalone Embedded Controls by SensorSwitch™ — GPX is available with an embedded wireless SensorSwitch AIR OR wired SensorSwitch occupancy, and daylight, sensors. For more information, please refer to page 9.

Networked Embedded Controls by nLight® — GPX is available with an embedded wireless nLight AIR OR wired nLight occupancy, and daylight, sensors OR control device with UL 924 emergency operation.

LISTINGS — CSA certified to meet US and Canadian standards. Damp location listed. IC rated. IP5X Rated. Rated for NSF/ANSI Standard 2 - Light Fixture for Splash Zone and Non-Food Zone. NOM Certified. For use in non-fire-rated installations only. A Fire Rated Housing option is offered when ordering FRH.

WARRANTY — 5-year limited warranty. This is the only warranty provided and no other statements in this specification sheet create any warranty of any kind. All other express and implied warranties are disclaimed. Complete warranty terms located at: www.acuitybrands.com/support/warranty/terms-and-conditions

Note: Actual performance may differ as a result of end-user environment and application.
All values are design or typical values, measured under laboratory conditions at 25 °C.
Specifications subject to change without notice.

Please also see:
GPXS-Switchable Panel

† Tested in accordance with ISO 14644-14; suitable for ISO Class 5-9 positive and negative pressure clean rooms.

Embed nLight controls today. Prepare for tomorrow.

Now	Tomorrow
User-friendly install	Scalability
Enhanced energy savings	Space configuration
Code compliance	Future-ready

A+ Capable Luminaire

This item is an A+ capable luminaire, which has been designed and tested to provide consistent color appearance and out-of-the-box control compatibility with simple commissioning.

- All configurations of this luminaire meet the Acuity Brands' specification for chromatic consistency
- This luminaire is part of an A+ Certified solution for nLight® control networks when ordered with drivers marked by a shaded background*
- This luminaire is part of an A+ Certified solution for nLight control networks, providing advanced control functionality at the luminaire level, when selection includes driver and control options marked by a shaded background*

To learn more about A+, visit www.acuitybrands.com/aplus.

*See ordering tree for details

ORDERING INFORMATION

Example: GPX 2X2 3200LM 80CRI 40K SWL MIN10 ZT MVOLT E10W

Series	Fixture Dimension	Lumen Output		CRI	Color Temperature	Diffuser	Minimum Dimming Level
GPX LED Panel	06X2 6" X 2'	**Standard lumens:** 1000LM 1000 Lumens 1500LM 1500 Lumens 2000LM 2000 Lumens 2500LM 2500 Lumens 3000LM 3000 Lumens	**High Efficiency lumens:**	80CRI 80 CRI 90CRI 90 CRI	30K 3000K 35K 3500K 40K 4000K 50K 5000K	SWL Satin White A12 Prismatic A12 Pattern ‡	MIN10 Dims to 10% MIN1 Dims to 1% ‡
	06X4 6" X 4'	2000LM 2000 Lumens 3000LM 3000 Lumens 4000LM 4000 Lumens 5000LM 5000 Lumens 6000LM 6000 Lumens					
	06X8 6" X 8' ‡	4000LM 4000 Lumens 5000LM 5000 Lumens 6000LM 6000 Lumens 8000LM 8000 Lumens 10000LM 10000 Lumens					
	1X4 1' X 4'	2000LM 2000 Lumens 3200LM 3200 Lumens 4000LM 4000 Lumens 5000LM 5000 Lumens 6000LM 6000 Lumens	3200LMHE 3200 Lumens 4000LMHE 4000 Lumens				
	2X2 2' X 2'	2000LM 2000 Lumens 3200LM 3200 Lumens 4000LM 4000 Lumens 5000LM 5000 Lumens 6000LM 6000 Lumens	2000LMHE 2000 Lumens 3200LMHE 3200 Lumens 4000LMHE 4000 Lumens 5000LMHE 5000 Lumens				
	2X4 2' X 4'	3000LM 3000 Lumens 4000LM 4000 Lumens 5000LM 5000 Lumens 6000LM 6000 Lumens 7200LM 7200 Lumens 8500LM 8500 Lumens 10000LM 10000 Lumens ‡	3000LMHE 3000 Lumens 4000LMHE 4000 Lumens 5000LMHE 5000 Lumens 6000LMHE 6000 Lumens				

Dimming ‡	Voltage	Step Level Dimming	Emergency Option	Paint Finish
ZT Generic 0-10V Dimming EZT eldoLED® Driver 0-10V. IEEE (spec number 1789-2015) compliant. ‡ ZC Generic Driver Compatible with controls EZC eldoLED Driver compatible with controls. IEEE (spec number 1789-2015) compliant.	MVOLT MVOLT, 120-277V 120 120V 277 277V 347 347 ‡	(blank) None SLD Step Level Dimming ‡	(blank) No battery E10W Emergency battery pack, 10W Linear Constant Power, Certified in CA Title 20 MAEDBS, CA Title 20 MAEDBS, User selectable Self-Diagnostic, AC Activate with remote Test Switch (LINK) ‡ E10WRSTAR Emergency Battery Pack with Remote Test Switch, Enabled with STAR ‡ E7W Emergency Battery Pack with Remote Test Switch, 7W, CA Title 20 Noncompliant ‡ GTD Generator Transfer Device ‡	(blank) White DWAM Anti-Microbial paint MB Black Painted Frame

Control Input	Sensor	Options
(blank) No controls	(blank) No sensor	GLR Fast-blowing fuse ‡ GMF Slow-blowing Fuse ‡ PWS1836 6' pre-wire, 3/8" diameter, 18 gauge, 1 circuit ‡ PWS1846 6' pre-wire, 3/8" diameter, 18 gauge, 2 circuit ‡ PWS1856LV 6' pre-wire, 3/8" diameter, 18 gauge, 1 circuit w/ low voltage ‡ PWS1846 PWSLV Two cables: one 6' pre-wire, 3/8" diameter, 18 gauge, 2 circuits; one 6' pre-wire, 3/8" diameter, 18 gauge ‡ CP Chicago plenum ‡ NPLT Narrow Pallet FRH .7mm thick housing for use in a fire rated applications RRL__ RELOC®-ready luminaire. See page 9 for ordering information
SSE Standalone embedded control by SensorSwitch	APIR Passive Infrared Occ sensor with auto-dimming photocell APDT Dual tech (passive infrared & microphonics) Occ sensor with auto-dimming photocell VAPIR Vertex passive Infrared Occ sensor with auto-dimming photocell	
NLIGHT Wired networked embedded control by nLight NLIGHTER Wired networked embedded control by nLight with UL924 listed emergency operation NLIGHTLM Wired networked embedded control by nLight with lumen maintenance NLIGHTERLM Wired networked embedded control by nLight with lumen maintenance & UL924 listed emergency operation	(blank) No sensor, Control Input function only PIR Passive Infrared Occ sensor with on/off photocell PDT Dual tech (passive infrared & microphonics) Occ sensor with on/off photocell APIR Passive Infrared Occ sensor with auto-dimming photocell APDT Dual tech (passive infrared & microphonics) Occ sensor with auto-dimming photocell	
NLTAIR2 Wireless networked embedded control by nLight ‡ NLTAIREM2 Wireless networked embedded control by nLight with UL924 listed emergency operation ‡	(blank) No sensor, Control Input function only APIR Passive Infrared Occ sensor with auto-dimming photocell APDT Dual tech (passive infrared & microphonics) Occ sensor with auto-dimming photocell	
SSAIR Wireless standalone embedded control by SensorSwitch. ‡	(blank) No sensor, Control Input function only VAPIR Vertex passive Infrared Occ sensor with auto-dimming photocell	

NOTE: ‡ indicates option chosen has ordering restriction or note. Please reference restrictions/notes chart on next page. Restriction notes are sorted in the sequence they appear in the ordering tree.

© 2026 Acuity Brands Lighting, Inc. All rights reserved.

OPTION VALUE RESTRICTIONS/ NOTES

‡ Option Value Ordering Notes/ Restrictions	
Option value	**Restriction**
06x2	Not available with A12
06x4	Not available with A12
06x8	Not available with A12. Not available with E7W.
347	347 not available with SLD, E10W, E7W, E10WRSTAR and GTD Options.
10000LM	Not available with EZT, EZC, SSAIR, or VAPIR.
A12	Not available with 06X2, 06X4, or 06X8.
CP	CP Not available with PWS1836, PWS1846, PWS1856LV, or PWS1846 PWSLV, NLIGHT, NLIGHTER, NLIGHTLM, NLIGHTERLM options.
Dimming	If Control Input option selected leave this section blank.
E10W, E7W	Not available with 347. Configurations with E10W or E7W to be used in daisy chaining or through wiring will require a Y connector not supplied. If used with CP option the contractor must verify that the Y connector is Chicago Plenum rated. E7W not available with 06x8.
E10WRSTAR	Not compatible with 347. E10WRSTAR Not available on GPX 06X2, 06X4, or 06X8 with PIR, PDT, APIR, APDT or VAPIR option.
EZC	Not available with 10000LM
EZT	Not available with 10000LM.
GTD	Not available with 347, SLD.
GLR, GMF	Must specify voltage, only available with 120 or 277V.
MIN1	Required for all Control Input Options, except SSAIR.
NLTAIR2	See UL924 Sequence of Operation Chart below. Can be used as a normal power sensing device for nLight AIR devices and luminaires with EM emergency options.
NLTAIREM2	See UL924 Sequence of Operation Chart below. Can be used as a normal power sensing device for nLight AIR devices and luminaires with EM emergency options.
PWS1836	Not available with E10W, E7W, E10WRSTAR, GTD or SLD.
PWS1846	Only available with E10W, E7W, E10WRSTAR or SLD.
PWS1856LV	Not available with E10W, E7W, E10WRSTAR, GTD, SLD or Controls.
PWS1846 PWSLV	Not available with Controls or SLD.
SLD	Leave **Minimum Dimming Level** and **Dimming** option sections blank. Not available with MIN1, MIN10, EZT, EZC, ZC, ZT or GTD. Not available with any controls.
ZC	Not available with SSAIR or VAPIR

ACCESSORIES

Accessories: *Order as separate catalog number.*	
ILBLP CP10 HE SD A	IOTA 10 Watt Constant Power, High Efficiency LED Emergency Driver for CA Title 20 ‡
ELA PSDMT	Remote mount tray for ILBLP battery.
DGA14	Drywall grid adapter for 1x4 recessed fixture.
DGA22	Drywall grid adapter for 2x2 recessed fixture.
DGA24	Drywall grid adapter for 2x4 recessed fixture.
DGA062	Drywall grid adapter for 6"x2FT recessed fixture
DGA064	Drywall grid adapter for 6"x4FT recessed fixture
DGA068	Drywall grid adapter for 6"x8FT recessed fixture
1X4SMKSH	Multi-Use Surface Mount Kit 1x4, Shallow Depth
2X2SMKSH	Multi-Use Surface Mount Kit 2x2, Shallow Depth
2X4SMKSH	Multi-Use Surface Mount Kit 2x4, Shallow Depth
06x2SMKSHP PAF	6"X2' Surface Mount Troffer Kit ‡
06x4SMKSHP PAF	6"X4' Surface Mount Troffer Kit ‡
06x8SMKSHP PAF	6"X8' Surface Mount Troffer Kit ‡
1X4SMKSHP PAF	Multi-Use Surface Mount Kit 1X4 Post-Paint
2X2SMKSHP PAF	Multi-Use Surface Mount Kit 2X2 Post-Paint
2X4SMKSHP PAF	Multi-Use Surface Mount Kit 2X4 Post-Paint
PAC 2DNF 36	Panel Air Craft Kit, 2 cables with Y splitter, No Power Feed, 36 inches. Recommended for 2X2 or 1X4 Panel Fixture.
PAC 2DF 36	Panel Air Craft Kit, 2 cables with Y splitter, with Power Feed, 36 inches. Recommended for 2X2 or 1X4 Panel Fixture. ‡
PAC 4DNF 36	Panel Air Craft Kit, 4 cables, No Power Feed, 36 inches. Recommended for 2X4 or 2X2 or 1X4 Panel Fixtures.
PAC 4DF 36	Panel Air Craft Kit, 4 cables, with Power Feed, 36 inches. Recommended for 2X4 or 2X2 or 1X4 Panel Fixtures. ‡
PAC 2DNF 72	Panel Air Craft Kit, 2 cables with Y splitter, No Power Feed 72 inches. Recommended for 2X2 or 1X4 Panel Fixture.
PAC 2DF 72	Panel Air Craft Kit, 2 cables with Y splitter, with Power Feed, 72 inches. Recommended for 2X2 or 1X4 Panel Fixture. ‡
PAC 4DNF 72	Panel Air Craft Kit, 4 cables, No Power Feed, 72 inches. Recommended for 2X4 or 2X2 or 1X4 Panel Fixtures.
PAC 4DF 72	Panel Air Craft Kit, 4 cables, with Power Feed, 72 inches. Recommended for 2X4 or 2X2 or 1X4 Panel Fixtures. ‡
RK8BDP 2P U	Disconnect Plug (BDP), 2 Pole, Package of 1
RK8BDP 3P U	Disconnect Plug (BDP), 3 Pole, Package of 1
RK8BDP 2P J10	Disconnect Plug (BDP), 2 Pole, Package of 10
RK8BDP 2P J40	Disconnect Plug (BDP), 2 Pole, Package of 40

Emergency Battery Delivered Lumens

Use the formula below to determine the delivered lumens in emergency mode

Delivered Lumens = P x LPW

P = Output power of emergency driver (10W for E10W or 7W for E7W)

LPW = Lumen per watt rating of the luminaire can be found in Performance section on this spec sheet

UL924 Sequence of Operation

The below information applies to all nLight AIR devices with an EM option.

- EM devices will remain at their high-end trim and ignore wireless lighting control commands, unless a normal-power-sensed (NPS) broadcast is received at least every 8 seconds.
- Using the CL**AIR**ITY+ mobile app, EM devices must be associated with a group that includes a normal power sensing device to receive NPS broadcasts.
- Only non-emergency rPP20, rLSXR, rSBOR, rSDGR, and nLight AIR luminaires with version 3.4 or later firmware can provide normal power sensing for EM devices. See specification sheets for control devices and luminaires for more information on options that support normal power sensing.

Accessory restrictions

‡ For the PAC kits, please use MVOLT only. Not available with 347.

‡ For the 06x2, 06x4 & 06x8 SMKSHP PAF Kits - 1. Cannot be installed with fixture with integrated NLTAIR2 Options.

© 2026 Acuity Brands Lighting, Inc. All rights reserved.

Emergency Battery Pack Options - Field Installable

Battery Model Number	Wattage	Runtime (Minutes)	Lumen Output* @ 120 Lumens/Watt	Other
ILB CP07 2H A	7W	120	840	Storm Shelter/ 2-hour Runtime
ILB CP10 A	10W	90	1200	
ILBLP CP10 HE SD A	10W	90	1200	Title 20, Self Diagnostic
ILB CP10 HE AELR A	10W	90	1200	Title 20; Enabled with Self Testing, Automated Reporting (STAR)
ILBLP CP15 HE SD A	15W	90	1800	Title 20, Self Diagnostic
ILB CP20 HE A	20W	90	2400	Title 20
ILB CP20 HE SD A	20W	90	2400	Title 20, Self Diagnostic

All the above are UL Listed products that are certified for field install external/remote to the fixture.
*Minimum delivered lumen output to assist in product selection for increased fixture mounting height.
The CP10 delivered emergency illumination outperforms legacy 1400 lumen fluorescent emergency ballast.
Please contact us at techsupport@iotaengineering.com for any Emergency Battery related questions.

Enabled with STAR

Emergency Lighting with Self-Testing Automated Reporting (STAR), enables self-testing and automated reporting to aid in life safety code compliance. Build your solution and choose your preferred deployment from Mobile STAR, where test data is logged in each individual unit and broadcast to the CIAIRity™+ app, or Connected STAR, where test data is logged in the STAR Gateway by IOTA® and emailed directly. **Leave the ladders, disruptions and written records behind with emergency lighting solutions with STAR!**

Life Safety Code NFPA 101 testing and reporting requirements for emergency lighting include:

- Testing for 30 seconds every 30 days
- Testing for 90 minutes once a year
- Record keeping and to report to the authority having local jurisdiction

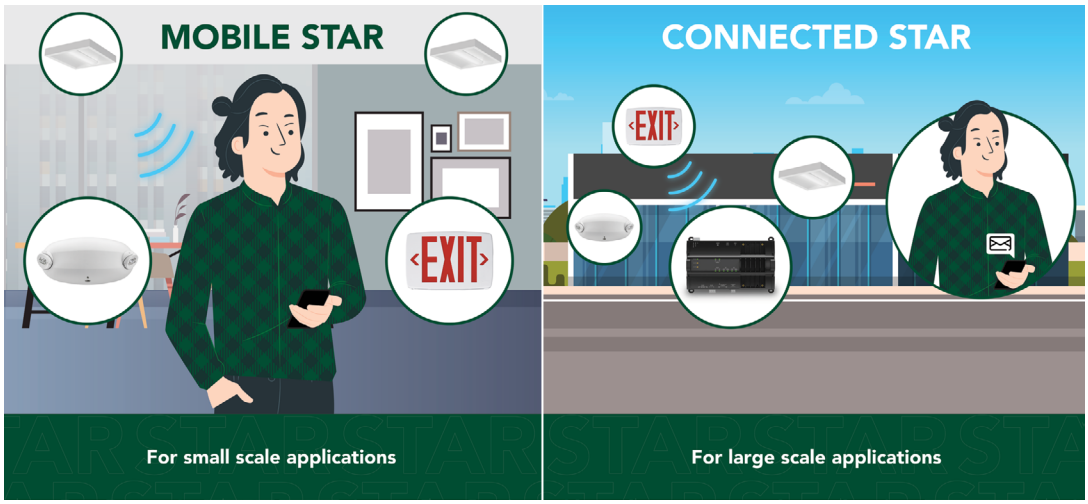

© 2026 Acuity Brands Lighting, Inc. All rights reserved.

PERFORMANCE DATA

Length	CRI	CCT	Lumens	Actual		
				Lumens	Efficacy	Wattage
06x2	80CRI	30K	1000LM	997	118	8.4
			1500LM	1530	115	13.3
			2000LM	1920	113	17.0
			2500LM	2426	114	21.4
			3000LM	2921	110	26.5
06x2	80CRI	35K	1000LM	1028	122	8.4
			1500LM	1578	118	13.3
			2000LM	1981	117	17.0
			2500LM	2503	117	21.4
			3000LM	3013	114	26.5
06x2	80CRI	40K	1000LM	1082	128	8.4
			1500LM	1661	124	13.3
			2000LM	2084	123	17.0
			2500LM	2633	123	21.4
			3000LM	3170	120	26.5
06x2	80CRI	50K	1000LM	1082	128	8.4
			1500LM	1661	124	13.3
			2000LM	2084	123	17.0
			2500LM	2633	123	21.4
			3000LM	3170	120	26.5
06x2	90CRI	30K	1000LM	852	101	8.4
			1500LM	1308	98	13.3
			2000LM	1642	97	17.0
			2500LM	2075	97	21.4
			3000LM	2498	94	26.5
06x2	90CRI	35K	1000LM	879	104	8.4
			1500LM	1350	101	13.3
			2000LM	1694	100	17.0
			2500LM	2140	100	21.4
			3000LM	2576	97	26.5
06x2	90CRI	40K	1000LM	918	109	8.4
			1500LM	1409	106	13.3
			2000LM	1768	104	17.0
			2500LM	2234	105	21.4
			3000LM	2690	101	26.5
06x2	90CRI	50K	1000LM	927	110	8.4
			1500LM	1423	107	13.3
			2000LM	1785	105	17.0
			2500LM	2256	106	21.4
			3000LM	2716	102	26.5
06x4	80CRI	30K	2000LM	1986	119	16.7
			3000LM	2948	119	24.7
			4000LM	3940	118	33.3
			5000LM	4935	115	42.9
			6000LM	5862	115	51.1
06x4	80CRI	35K	2000LM	2048	123	16.7
			3000LM	3041	123	24.7
			4000LM	4064	122	33.3
			5000LM	5089	119	42.9
			6000LM	6046	118	51.1
06x4	80CRI	40K	2000LM	2155	129	16.7
			3000LM	3199	129	24.7
			4000LM	4276	128	33.3
			5000LM	5355	125	42.9
			6000LM	6362	124	51.1
06x4	80CRI	50K	2000LM	2155	129	16.7
			3000LM	3199	129	24.7
			4000LM	4276	128	33.3
			5000LM	5355	125	42.9
			6000LM	6362	124	51.1

Length	CRI	CCT	Lumens	Actual		
				Lumens	Efficacy	Wattage
06x4	90CRI	30K	2000LM	1698	102	16.7
			3000LM	2521	102	24.7
			4000LM	3369	101	33.3
			5000LM	4219	98	42.9
			6000LM	5012	98	51.1
06x4	90CRI	35K	2000LM	1751	105	16.7
			3000LM	2600	105	24.7
			4000LM	3475	104	33.3
			5000LM	4352	101	42.9
			6000LM	5170	101	51.1
06x4	90CRI	40K	2000LM	1829	109	16.7
			3000LM	2715	110	24.7
			4000LM	3628	109	33.3
			5000LM	4544	106	42.9
			6000LM	5398	106	51.1
06x4	90CRI	50K	2000LM	1846	111	16.7
			3000LM	2741	111	24.7
			4000LM	3663	110	33.3
			5000LM	4588	107	42.9
			6000LM	5450	107	51.1
06x8	80CRI	30K	4000LM	3877	130	29.8
			5000LM	4860	128	37.9
			6000LM	5692	129	44.3
			8000LM	7594	126	60.3
			10000LM	9595	120	80.2
06x8	80CRI	35K	4000LM	3999	134	29.8
			5000LM	5012	132	37.9
			6000LM	5870	133	44.3
			8000LM	7832	130	60.3
			10000LM	9897	123	80.2
06x8	80CRI	40K	4000LM	4208	141	29.8
			5000LM	5274	139	37.9
			6000LM	6177	140	44.3
			8000LM	8241	137	60.3
			10000LM	10413	130	80.2
06x8	80CRI	50K	4000LM	4208	141	29.8
			5000LM	5274	139	37.9
			6000LM	6177	140	44.3
			8000LM	8241	137	60.3
			10000LM	10413	130	80.2
06x8	90CRI	30K	4000LM	4208	141	29.8
			5000LM	5274	139	37.9
			6000LM	6177	140	44.3
			8000LM	8241	137	60.3
			10000LM	10413	130	80.2
06x8	90CRI	35K	4000LM	3419	115	29.8
			5000LM	4286	113	37.9
			6000LM	5020	113	44.3
			8000LM	6697	111	60.3
			10000LM	8462	105	80.2
06x8	90CRI	40K	4000LM	3570	120	29.8
			5000LM	4475	118	37.9
			6000LM	5241	118	44.3
			8000LM	6992	116	60.3
			10000LM	8835	110	80.2
06x8	90CRI	50K	4000LM	3605	121	29.8
			5000LM	4518	119	37.9
			6000LM	5292	120	44.3
			8000LM	7060	117	60.3
			10000LM	8921	111	80.2

© 2026 Acuity Brands Lighting, Inc. All rights reserved.

PERFORMANCE DATA

Model #	Lumens	LPW	Watts
GPX 2X2 2000LM 80CRI 30K SWL	2004	134.9	14.9
GPX 2X2 2000LM 80CRI 30K A12	1783	120.0	14.9
GPX 2X2 2000LM 80CRI 35K SWL	2035	136.9	14.9
GPX 2X2 2000LM 80CRI 35K A12	1810	121.8	14.9
GPX 2X2 2000LM 80CRI 40K SWL	2091	140.7	14.9
GPX 2X2 2000LM 80CRI 40K A12	1860	125.2	14.9
GPX 2X2 2000LM 80CRI 50K SWL	2106	141.7	14.9
GPX 2X2 2000LM 80CRI 50K A12	1873	126.1	14.9
GPX 2X2 2000LMHE 80CRI 30K SWL	1961	133.4	14.7
GPX 2X2 2000LMHE 80CRI 30K A12	1745	118.6	14.7
GPX 2X2 2000LMHE 80CRI 35K SWL	1991	135.4	14.7
GPX 2X2 2000LMHE 80CRI 35K A12	1771	120.5	14.7
GPX 2X2 2000LMHE 80CRI 40K SWL	2046	139.2	14.7
GPX 2X2 2000LMHE 80CRI 40K A12	1821	123.8	14.7
GPX 2X2 2000LMHE 80CRI 50K SWL	2061	140.1	14.7
GPX 2X2 2000LMHE 80CRI 50K A12	1833	124.7	14.7
GPX 2X2 3200LM 80CRI 30K SWL	3171	129.7	24.5
GPX 2X2 3200LM 80CRI 30K A12	2821	115.3	24.5
GPX 2X2 3200LM 80CRI 35K SWL	3219	131.6	24.5
GPX 2X2 3200LM 80CRI 35K A12	2864	117.1	24.5
GPX 2X2 3200LM 80CRI 40K SWL	3308	135.3	24.5
GPX 2X2 3200LM 80CRI 40K A12	2943	120.3	24.5
GPX 2X2 3200LM 80CRI 50K SWL	3332	136.2	24.5
GPX 2X2 3200LM 80CRI 50K A12	2964	121.2	24.5
GPX 2X2 3200LMHE 80CRI 30K SWL	3191	131.2	24.3
GPX 2X2 3200LMHE 80CRI 30K A12	2839	116.7	24.3
GPX 2X2 3200LMHE 80CRI 35K SWL	3240	133.2	24.3
GPX 2X2 3200LMHE 80CRI 35K A12	2882	118.5	24.3
GPX 2X2 3200LMHE 80CRI 40K SWL	3330	136.9	24.3
GPX 2X2 3200LMHE 80CRI 40K A12	2962	121.8	24.3
GPX 2X2 3200LMHE 80CRI 50K SWL	3353	137.9	24.3
GPX 2X2 3200LMHE 80CRI 50K A12	2983	122.6	24.3
GPX 2X2 4000LM 80CRI 30K SWL	3942	116.2	33.9
GPX 2X2 4000LM 80CRI 30K A12	3507	103.4	33.9
GPX 2X2 4000LM 80CRI 35K SWL	4002	118.0	33.9
GPX 2X2 4000LM 80CRI 35K A12	3560	104.9	33.9
GPX 2X2 4000LM 80CRI 40K SWL	4113	121.2	33.9
GPX 2X2 4000LM 80CRI 40K A12	3659	107.9	33.9
GPX 2X2 4000LM 80CRI 50K SWL	4142	122.1	33.9
GPX 2X2 4000LM 80CRI 50K A12	3684	108.6	33.9
GPX 2X2 4000LMHE 80CRI 30K SWL	4025	135.2	29.8
GPX 2X2 4000LMHE 80CRI 30K A12	3581	120.3	29.8
GPX 2X2 4000LMHE 80CRI 35K SWL	4086	137.3	29.8
GPX 2X2 4000LMHE 80CRI 35K A12	3635	122.1	29.8
GPX 2X2 4000LMHE 80CRI 40K SWL	4200	141.1	29.8
GPX 2X2 4000LMHE 80CRI 40K A12	3736	125.5	29.8
GPX 2X2 4000LMHE 80CRI 50K SWL	4229	142.1	29.8
GPX 2X2 4000LMHE 80CRI 50K A12	3762	126.4	29.8
GPX 2X2 5000LM 80CRI 30K SWL	4748	118.8	40.0
GPX 2X2 5000LM 80CRI 30K A12	4224	105.7	40.0
GPX 2X2 5000LM 80CRI 35K SWL	4820	120.6	40.0
GPX 2X2 5000LM 80CRI 35K A12	4288	107.3	40.0
GPX 2X2 5000LM 80CRI 40K SWL	4954	124.0	40.0
GPX 2X2 5000LM 80CRI 40K A12	4407	110.3	40.0
GPX 2X2 5000LM 80CRI 50K SWL	4989	124.9	40.0
GPX 2X2 5000LM 80CRI 50K A12	4438	111.1	40.0
GPX 2X2 5000LMHE 80CRI 30K SWL	5011	131.9	38.0
GPX 2X2 5000LMHE 80CRI 30K A12	4458	117.4	38.0
GPX 2X2 5000LMHE 80CRI 35K SWL	5087	133.9	38.0
GPX 2X2 5000LMHE 80CRI 35K A12	4526	119.1	38.0
GPX 2X2 5000LMHE 80CRI 40K SWL	5228	137.6	38.0
GPX 2X2 5000LMHE 80CRI 40K A12	4651	122.5	38.0
GPX 2X2 5000LMHE 80CRI 50K SWL	5265	138.6	38.0
GPX 2X2 5000LMHE 80CRI 50K A12	4684	123.3	38.0
GPX 2X2 6000LM 80CRI 30K SWL	6111	125.3	48.8
GPX 2X2 6000LM 80CRI 30K A12	5437	111.5	48.8
GPX 2X2 6000LM 80CRI 35K SWL	6204	127.2	48.8
GPX 2X2 6000LM 80CRI 35K A12	5519	113.2	48.8
GPX 2X2 6000LM 80CRI 40K SWL	6376	130.7	48.8
GPX 2X2 6000LM 80CRI 40K A12	5672	116.3	48.8
GPX 2X2 6000LM 80CRI 50K SWL	6421	131.7	48.8
GPX 2X2 6000LM 80CRI 50K A12	5712	117.1	48.8

Model #	Lumens	LPW	Watts
GPX 2X4 3000LM 80CRI 30K SWL	3065	129.2	23.7
GPX 2X4 3000LM 80CRI 30K A12	2785	117.4	23.7
GPX 2X4 3000LM 80CRI 35K SWL	3182	134.2	23.7
GPX 2X4 3000LM 80CRI 35K A12	2891	121.9	23.7
GPX 2X4 3000LM 80CRI 40K SWL	3238	136.5	23.7
GPX 2X4 3000LM 80CRI 40K A12	2943	124.1	23.7
GPX 2X4 3000LM 80CRI 50K SWL	3262	137.6	23.7
GPX 2X4 3000LM 80CRI 50K A12	2965	125.0	23.7
GPX 2X4 3000LMHE 80CRI 30K SWL	2976	135.9	21.9
GPX 2X4 3000LMHE 80CRI 30K A12	2705	123.5	21.9
GPX 2X4 3000LMHE 80CRI 35K SWL	3021	137.9	21.9
GPX 2X4 3000LMHE 80CRI 35K A12	2746	125.3	21.9
GPX 2X4 3000LMHE 80CRI 40K SWL	3105	141.8	21.9
GPX 2X4 3000LMHE 80CRI 40K A12	2822	128.8	21.9
GPX 2X4 3000LMHE 80CRI 50K SWL	3127	142.8	21.9
GPX 2X4 3000LMHE 80CRI 50K A12	2842	129.7	21.9
GPX 2X4 4000LM 80CRI 30K SWL	4042	124.9	32.4
GPX 2X4 4000LM 80CRI 30K A12	3673	113.5	32.4
GPX 2X4 4000LM 80CRI 35K SWL	4196	129.7	32.4
GPX 2X4 4000LM 80CRI 35K A12	3813	117.8	32.4
GPX 2X4 4000LM 80CRI 40K SWL	4271	132.0	32.4
GPX 2X4 4000LM 80CRI 40K A12	3881	119.9	32.4
GPX 2X4 4000LM 80CRI 50K SWL	4303	133.0	32.4
GPX 2X4 4000LM 80CRI 50K A12	3910	120.8	32.4
GPX 2X4 4000LMHE 80CRI 30K SWL	3914	131.7	29.7
GPX 2X4 4000LMHE 80CRI 30K A12	3556	119.7	29.7
GPX 2X4 4000LMHE 80CRI 35K SWL	3973	133.7	29.7
GPX 2X4 4000LMHE 80CRI 35K A12	3611	121.5	29.7
GPX 2X4 4000LMHE 80CRI 40K SWL	4083	137.4	29.7
GPX 2X4 4000LMHE 80CRI 40K A12	3711	124.9	29.7
GPX 2X4 4000LMHE 80CRI 50K SWL	4112	138.4	29.7
GPX 2X4 4000LMHE 80CRI 50K A12	3737	125.8	29.7
GPX 2X4 5000LM 80CRI 30K SWL	5014	121.6	41.2
GPX 2X4 5000LM 80CRI 30K A12	4557	110.5	41.2
GPX 2X4 5000LM 80CRI 35K SWL	5206	126.2	41.2
GPX 2X4 5000LM 80CRI 35K A12	4731	114.7	41.2
GPX 2X4 5000LM 80CRI 40K SWL	5298	128.5	41.2
GPX 2X4 5000LM 80CRI 40K A12	4815	116.8	41.2
GPX 2X4 5000LM 80CRI 50K SWL	5338	129.4	41.2
GPX 2X4 5000LM 80CRI 50K A12	4851	117.6	41.2
GPX 2X4 5000LMHE 80CRI 30K SWL	4895	130.3	37.6
GPX 2X4 5000LMHE 80CRI 30K A12	4448	118.4	37.6
GPX 2X4 5000LMHE 80CRI 35K SWL	4969	132.2	37.6
GPX 2X4 5000LMHE 80CRI 35K A12	4516	120.2	37.6

Model #	Lumens	LPW	Watts
GPX 2X4 5000LMHE 80CRI 40K SWL	5107	135.9	37.6
GPX 2X4 5000LMHE 80CRI 40K A12	4641	123.5	37.6
GPX 2X4 5000LMHE 80CRI 50K SWL	5143	136.9	37.6
GPX 2X4 5000LMHE 80CRI 50K A12	4674	124.4	37.6
GPX 2X4 6000LM 80CRI 30K SWL	5634	117.6	47.9
GPX 2X4 6000LM 80CRI 30K A12	5120	106.8	47.9
GPX 2X4 6000LM 80CRI 35K SWL	5849	122.1	47.9
GPX 2X4 6000LM 80CRI 35K A12	5315	110.9	47.9
GPX 2X4 6000LM 80CRI 40K SWL	5953	124.2	47.9
GPX 2X4 6000LM 80CRI 40K A12	5410	112.9	47.9
GPX 2X4 6000LM 80CRI 50K SWL	5998	125.2	47.9
GPX 2X4 6000LM 80CRI 50K A12	5450	113.7	47.9
GPX 2X4 6000LMHE 80CRI 30K SWL	5753	127.6	45.1
GPX 2X4 6000LMHE 80CRI 30K A12	5228	115.9	45.1
GPX 2X4 6000LMHE 80CRI 35K SWL	5840	129.5	45.1
GPX 2X4 6000LMHE 80CRI 35K A12	5307	117.7	45.1
GPX 2X4 6000LMHE 80CRI 40K SWL	6002	133.1	45.1
GPX 2X4 6000LMHE 80CRI 40K A12	5455	121.0	45.1
GPX 2X4 6000LMHE 80CRI 50K SWL	6044	134.0	45.1
GPX 2X4 6000LMHE 80CRI 50K A12	5493	121.8	45.1
GPX 2X4 7200LM 80CRI 30K SWL	6980	121.5	57.4
GPX 2X4 7200LM 80CRI 30K A12	6343	110.4	57.4
GPX 2X4 7200LM 80CRI 35K SWL	7086	123.4	57.4
GPX 2X4 7200LM 80CRI 35K A12	6440	112.1	57.4
GPX 2X4 7200LM 80CRI 40K SWL	7283	126.8	57.4
GPX 2X4 7200LM 80CRI 40K A12	6618	115.2	57.4
GPX 2X4 7200LM 80CRI 50K SWL	7334	127.7	57.4
GPX 2X4 7200LM 80CRI 50K A12	6665	116.0	57.4
GPX 2X4 8500LM 80CRI 30K SWL	8253	119.5	69.1
GPX 2X4 8500LM 80CRI 30K A12	7500	108.6	69.1
GPX 2X4 8500LM 80CRI 35K SWL	8378	121.3	69.1
GPX 2X4 8500LM 80CRI 35K A12	7614	110.2	69.1
GPX 2X4 8500LM 80CRI 40K SWL	8611	124.7	69.1
GPX 2X4 8500LM 80CRI 40K A12	7825	113.3	69.1
GPX 2X4 8500LM 80CRI 50K SWL	8671	125.5	69.1
GPX 2X4 8500LM 80CRI 50K A12	7880	114.1	69.1
GPX 2X4 10000LM 80CRI 30K SWL	9650	113.9	84.7
GPX 2X4 10000LM 80CRI 30K A12	8769	103.5	84.7
GPX 2X4 10000LM 80CRI 35K SWL	9797	115.6	84.7
GPX 2X4 10000LM 80CRI 35K A12	8902	105.1	84.7
GPX 2X4 10000LM 80CRI 40K SWL	10069	118.8	84.7
GPX 2X4 10000LM 80CRI 40K A12	9150	108.0	84.7
GPX 2X4 10000LM 80CRI 50K SWL	10139	119.7	84.7
GPX 2X4 10000LM 80CRI 50K A12	9214	108.7	84.7

© 2026 Acuity Brands Lighting, Inc. All rights reserved.

PERFORMANCE DATA (Continued)

Model #	Lumens	LPW	Watts
GPX 1X4 2000LM 80CRI 30K SWL	1998	133.0	15.0
GPX 1X4 2000LM 80CRI 30K A12	1816	120.9	15.0
GPX 1X4 2000LM 80CRI 35K SWL	2074	138.0	15.0
GPX 1X4 2000LM 80CRI 35K A12	1886	125.5	15.0
GPX 1X4 2000LM 80CRI 40K SWL	2111	140.5	15.0
GPX 1X4 2000LM 80CRI 40K A12	1919	127.7	15.0
GPX 1X4 2000LM 80CRI 50K SWL	2127	141.5	15.0
GPX 1X4 2000LM 80CRI 50K A12	1934	128.7	15.0
GPX 1X4 3200LM 80CRI 30K SWL	3213	128.6	25.0
GPX 1X4 3200LM 80CRI 30K A12	2921	116.9	25.0
GPX 1X4 3200LM 80CRI 35K SWL	3336	133.5	25.0
GPX 1X4 3200LM 80CRI 35K A12	3033	121.4	25.0
GPX 1X4 3200LM 80CRI 40K SWL	3395	135.9	25.0
GPX 1X4 3200LM 80CRI 40K A12	3087	123.6	25.0
GPX 1X4 3200LM 80CRI 50K SWL	3420	136.9	25.0
GPX 1X4 3200LM 80CRI 50K A12	3110	124.5	25.0
GPX 1X4 3200LMHE 80CRI 30K SWL	3197	135.1	23.7
GPX 1X4 3200LMHE 80CRI 30K A12	2907	122.8	23.7
GPX 1X4 3200LMHE 80CRI 35K SWL	3245	137.1	23.7
GPX 1X4 3200LMHE 80CRI 35K A12	2951	124.7	23.7
GPX 1X4 3200LMHE 80CRI 40K SWL	3335	140.9	23.7
GPX 1X4 3200LMHE 80CRI 40K A12	3033	128.1	23.7
GPX 1X4 3200LMHE 80CRI 50K SWL	3359	141.9	23.7
GPX 1X4 3200LMHE 80CRI 50K A12	3054	129.0	23.7
GPX 1X4 4000LM 80CRI 30K SWL	4012	122.5	32.8
GPX 1X4 4000LM 80CRI 30K A12	3648	111.4	32.8
GPX 1X4 4000LM 80CRI 35K SWL	4165	127.2	32.8
GPX 1X4 4000LM 80CRI 35K A12	3787	115.6	32.8

Model #	Lumens	LPW	Watts
GPX 1X4 4000LM 80CRI 40K SWL	4239	129.4	32.8
GPX 1X4 4000LM 80CRI 40K A12	3854	117.7	32.8
GPX 1X4 4000LM 80CRI 50K SWL	4271	130.4	32.8
GPX 1X4 4000LM 80CRI 50K A12	3883	118.6	32.8
GPX 1X4 4000LMHE 80CRI 30K SWL	4032	132.4	30.5
GPX 1X4 4000LMHE 80CRI 30K A12	3666	120.4	30.5
GPX 1X4 4000LMHE 80CRI 35K SWL	4093	134.4	30.5
GPX 1X4 4000LMHE 80CRI 35K A12	3721	122.2	30.5
GPX 1X4 4000LMHE 80CRI 40K SWL	4206	138.1	30.5
GPX 1X4 4000LMHE 80CRI 40K A12	3825	125.6	30.5
GPX 1X4 4000LMHE 80CRI 50K SWL	4236	139.1	30.5
GPX 1X4 4000LMHE 80CRI 50K A12	3852	126.5	30.5
GPX 1X4 5000LM 80CRI 30K SWL	4996	129.1	38.7
GPX 1X4 5000LM 80CRI 30K A12	4542	117.3	38.7
GPX 1X4 5000LM 80CRI 35K SWL	5072	131.0	38.7
GPX 1X4 5000LM 80CRI 35K A12	4611	119.1	38.7
GPX 1X4 5000LM 80CRI 40K SWL	5212	134.7	38.7
GPX 1X4 5000LM 80CRI 40K A12	4740	122.4	38.7
GPX 1X4 5000LM 80CRI 50K SWL	5249	135.6	38.7
GPX 1X4 5000LM 80CRI 50K A12	4773	123.3	38.7
GPX 1X4 6000LM 80CRI 30K SWL	5891	124.1	47.5
GPX 1X4 6000LM 80CRI 30K A12	5356	112.9	47.5
GPX 1X4 6000LM 80CRI 35K SWL	5980	126.0	47.5
GPX 1X4 6000LM 80CRI 35K A12	5438	114.6	47.5
GPX 1X4 6000LM 80CRI 40K SWL	6146	129.5	47.5
GPX 1X4 6000LM 80CRI 40K A12	5589	117.8	47.5
GPX 1X4 6000LM 80CRI 50K SWL	6189	130.4	47.5
GPX 1X4 6000LM 80CRI 50K A12	5628	118.6	47.5

OPTICAL PERFORMANCE

UGR Values of GPX 1x4 @ **80CRI** and 3500K (70% 50% 20% reflectance using a 4H x 8H room size)

Lumen Package	A12		SWL	
	Crosswise	Endwise	Crosswise	Endwise
2000LM	17.5	17.6	19.8	19.5
3200LM	19.1	19.2	21.4	21.1
3200LMHE	19.3	19.3	21.5	21.3
4000LM	19.9	20	22.2	21.9
4000LMHE	20	20.1	22.3	22
5000LM	20.6	20.7	22.9	22.6
6000LM	21.5	21.6	23.8	23.5

UGR values of GPX 06X2 @ **80CRI** and 3500K (70% 50% 20% reflectance using a 4H x 8H room size)

Lumen Package	SWL	
	Crosswise	Endwise
1000LM	22.8	22.7
1500LM	24.3	24.2
2000LM	25.1	25
2500LM	25.9	25.8
3000LM	26.6	25.5

UGR Values of GPX 2x2 @ **80CRI** and 3500K (70% 50% 20% reflectance using a 4H x 8H room size)

Lumen Package	A12		SWL	
	Crosswise	Endwise	Crosswise	Endwise
2000LM	17.3	17.6	19.7	19.5
3200LM	19.1	19.4	21.5	21.3
3200LMHE	19.1	19.4	21.5	21.3
4000LM	19.7	20.1	22.2	22
4000LMHE	19.7	20.1	22.2	22
5000LM	20.4	20.8	22.9	22.6
6000LM	21.1	21.5	23.6	23.3

UGR values of GPX 06X4 @ **80CRI** and 3500K (70% 50% 20% reflectance using a 4H x 8H room size)

Lumen Package	SWL	
	Crosswise	Endwise
2000LM	22.9	22.4
3000LM	24.3	23.7
4000LM	25.3	24.8
5000LM	26.1	25.5
6000LM	26.7	26.1

UGR Values of GPX 2x4 @ **80CRI** and 3500K (70% 50% 20% reflectance using a 4H x 8H room size)

Lumen Package	A12		SWL	
	Crosswise	Endwise	Crosswise	Endwise
3000LM	16.2	16.4	18.5	18.4
4000LM	17.4	17.8	19.9	19.7
4000LMHE	17.6	17.9	20	19.9
5000LM	17.7	17.9	20	19.9
5000LMHE	18	18.3	20.4	20.3
6000LM	18.2	18.5	20.6	20.5
7200LM	19.1	19.4	21.5	21.4
8500LM	19.7	20	22.1	22
10000LM	20.3	20.6	22.7	22.5

UGR values of GPX 06X8 @ **80CRI** and 3500K (70% 50% 20% reflectance using a 4H x 8H room size)

Lumen Package	SWL	
	Crosswise	Endwise
4000LM	22.7	22.2
5000LM	23.5	23
6000LM	24	23.5
8000LM	25	24.5
10000LM	25.9	25.3

*UGR varies based on luminaire options and is affected by application dependent parameters. Numbers depicted here are considered "Luminaire-UGR and/or "Point-UGR" values. To determine a more precise maximum UGR value ("Application-UGR"), a full lighting design layout should be completed with the selected luminaire configuration for each application.

© 2026 Acuity Brands Lighting, Inc. All rights reserved.

Lumen Maintenance

Reported Lumen Maintenance	Forecasted Lumen Maintenance
L90 @ 37k Hrs / L80 @ >60k Hrs / L70 @ > 60k Hrs	L90 @ 37k Hrs / L80 @ 76k Hrs / L70 @ 120k Hrs

*Note - Reported LM based on IES standard 6X test period for LM-80 report. Forecasted LM based on TM-21 report extrapolation past 6X LM-80 testing.

GPX compatible with Sensor Switch™ WSXA, SPODMA and SPODMRA SSA wall switches.



WSXA



SPODMRA



SPODMRA SSA

PHOTOMETRICS

Please click link to access Photometry & Revit (BIM)

Intelligent Luminaire Technology Guide

Choose nomenclature from these columns

Control/ Sensor Configurations

Control Input		Sensor		Sensor	Notes
SSE	+	APIR	=	MSD 7 ADCX	Standalone embedded control by SensorSwitch with Passive Infrared Occ sensor with auto-dimming photocell
SSE	+	APDT	=	MSD PDT 7 ADCX	Standalone embedded control by SensorSwitch with dual tech (passive infrared & microphonics) Occ sensor with auto-dimming photocell
SSE	+	VAPIR	=	VERTEX EZ ADC VLP	Standalone embedded control by SensorSwitch with vertex passive Infrared Occ sensor with auto-dimming photocell
SSAIR	+	(blank)	=	BTRM SSA BTA	Wireless standalone embedded control by SensorSwitch with no sensor
SSAIR	+	VAPIR	=	BTRM SSA BTA + VERTEX EZ ADC VLP	Wireless standalone embedded control by SensorSwitch with vertex passive Infrared Occ sensor with auto-dimming photocell
NLIGHT	+	(blank)	=	nIO EZ PH	Wired networked embedded control by nLight with no sensor
NLIGHT	+	PIR	=	nIO EZ PH + nES 7	Wired networked embedded control by nLight with Passive Infrared Occ sensor
NLIGHT	+	PDT	=	nIO EZ PH + nES PDT 7	Wired networked embedded control by nLight with dual tech (passive infrared & microphonics) Occ sensor
NLIGHT	+	APIR	=	nIO EZ PH + nES 7 ADCX	Wired networked embedded control by nLight with Passive Infrared Occ sensor with auto-dimming photocell
NLIGHT	+	APDT	=	nIO EZ PH + nES PDT 7 ADCX	Wired networked embedded control by nLight with dual tech (passive infrared & microphonics) Occ sensor with auto-dimming photocell
NLIGHTER	+	(blank)	=	nIO EZ PH ER	Wired networked embedded control by nLight with UL924 listed emergency operation with no sensor
NLIGHTER	+	PIR	=	nIO EZ PH ER + nES 7	Wired networked embedded control by nLight with UL924 listed emergency operation with Passive Infrared Occ sensor
NLIGHTER	+	PDT	=	nIO EZ PH ER + nES PDT 7	Wired networked embedded control by nLight with UL924 listed emergency operation with dual tech (passive infrared & microphonics) Occ sensor
NLIGHTER	+	APIR	=	nIO EZ PH ER + nES 7 ADCX	Wired networked embedded control by nLight with UL924 listed emergency operation with Passive Infrared Occ sensor with auto-dimming photocell
NLIGHTER	+	APDT	=	nIO EZ PH ER + nES PDT 7 ADCX	Wired networked embedded control by nLight with UL924 listed emergency operation with dual tech (passive infrared & microphonics) Occ sensor with auto-dimming photocell
NLIGHTLM	+	(blank)	=	nIO EZ PH N80	Wired networked embedded control by nLight with lumen maintenance with no sensor
NLIGHTLM	+	PIR	=	nIO EZ PH N80 + nES 7	Wired networked embedded control by nLight with lumen maintenance with Passive Infrared Occ sensor
NLIGHTLM	+	PDT	=	nIO EZ PH N80 + nES PDT 7	Wired networked embedded control by nLight with lumen maintenance with dual tech (passive infrared & microphonics) Occ sensor
NLIGHTLM	+	APIR	=	nIO EZ PH N80 + nES 7 ADCX	Wired networked embedded control by nLight with lumen maintenance with dual tech (passive infrared & microphonics) Occ sensor with auto-dimming photocell
NLIGHTLM	+	APDT	=	nIO EZ PH N80 + nES PDT 7 ADCX	Wired networked embedded control by nLight with lumen maintenance with dual tech (passive infrared & microphonics) Occ sensor with auto-dimming photocell
NLIGHTERLM	+	(blank)	=	nIO EZ PH ER N80	Wired networked embedded control by nLight with lumen maintenance & UL924 listed emergency operation with no sensor
NLIGHTERLM	+	PIR	=	nIO EZ PH ER N80 + nES 7	Wired networked embedded control by nLight with lumen maintenance & UL924 listed emergency operation with Passive Infrared Occ sensor
NLIGHTERLM	+	PDT	=	nIO EZ PH ER N80 + nES PDT 7	Wired networked embedded control by nLight with lumen maintenance & UL924 listed emergency operation with dual tech (passive infrared & microphonics) Occ sensor
NLIGHTERLM	+	APIR	=	nIO EZ PH ER N80 + nES 7 ADCX	Wired networked embedded control by nLight with lumen maintenance & UL924 listed emergency operation with Passive Infrared Occ sensor with auto-dimming photocell
NLIGHTERLM	+	APDT	=	nIO EZ PH ER N80 + nES PDT 7 ADCX	Wired networked embedded control by nLight with lumen maintenance & UL924 listed emergency operation with dual tech (passive infrared & microphonics) Occ sensor with auto-dimming photocell
NLTAIR2	+	(blank)	=	RIO EZ PH 180D G2	Wireless networked embedded control by nLight with no sensor
NLTAIREM2	+	(blank)	=	RIO EZ PH ER 180D G2	Wireless networked embedded control by nLight with UL924 listed emergency operation with no sensor
NLTAIR2	+	APIR	=	RES7 G2	Wireless networked embedded control by nLight with UL924 listed emergency operation with no sensor
NLTAIR2	+	APDT	=	RES7 PDT 90D G2	Wireless networked embedded control by nLight with dual tech (passive infrared & microphonics) Occ sensor with auto-dimming photocell
NLTAIREM2	+	APIR	=	RES7 EM 90D G2	Wireless networked embedded control by nLight with UL924 listed emergency operation with passive Infrared Occ sensor with auto-dimming photocell
NLTAIREM2	+	APDT	=	RES7 PDT EM 90D G2	Wireless networked embedded control by nLight with UL924 listed emergency operation with dual tech (passive infrared & microphonics) Occ sensor with auto-dimming photocell

© 2026 Acuity Brands Lighting, Inc. All rights reserved.

RRL - RELOC®-Ready Luminaire

- RRL connectors can be used with Quick-Flex®, System 820 and OnePass® systems.
- Load side of connector factory installed to luminaire.
- 4-pole mating connector with push-in terminations allows for simple installation.
- Touch-safe design on both halves meets UL/CSA requirement.
- Wiping contact design allows safe disconnect under load.



ORDERING INFORMATION Lead times will vary depending on options selected. Consult with your sales representative.

Example: RRLA

Series		Wiring instructions	
RRL	RELOC®-ready luminaire	A	Hot conductor wired to position #1 (phase A)
		B	Hot conductor wired to position #2 (phase B)
		C	Hot conductor wired to position #3 (phase C) [1]
		C12S	Ballast/driver wired to pin position #1 (120V, 277V, 347V - Phase A). Low voltage wire (positive/purple) (data1) wired to pin position #2. Low voltage wire (common/gray) (data2) wired to pin position #3 [2]

Compatible RELOC® Cables for Industrial Luminaires (ordered and shipped separately)



OCS



OCU



OD



DC



PT

Notes

1 C, ABE, and C12S options are not used with Quick-Flex QFC, QSFC, QPT, and QD.

2 RRLC12S option is to be used with the OnePass OCU, OCS, OD, OFC and OD for 0-24V integrated single-circuit or 0-10V low voltage controls applications. Not available with integral dimming sensors.

sensorswitch®

Performance You Can Count On

The standalone lighting controls designed for indoor room-based, industrial, or outdoor spaces. Easily find wired or wireless products designed with proven sensor technology, providing out-of-the-box operation to address rebate programs and simple code requirements for new construction and retrofit projects.

Wired Embedded Controls

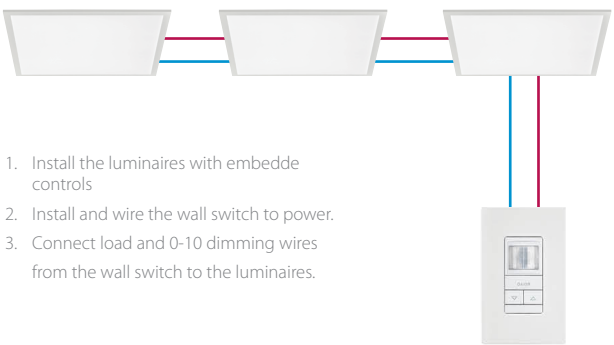

1. Install the luminaires with embedde controls
2. Install and wire the wall switch to power.
3. Connect load and 0-10 dimming wires from the wall switch to the luminaires.

SensorSwitch WSXA D

Wireless Embedded Controls



GPX Series

1. Install the luminaires with embedde controls
2. Insert the pairing tool into the pinhole on the wall switch; press and hold any button for 6 seconds.
3. Once paired, each fixture will individually dim down to 10% brightness. All products will be fully functional.



SensorSwitch WSXA SSA

© 2026 Acuity Brands Lighting, Inc. All rights reserved.

Single Lighting Controls Platform for Indoor & Oudoor Spaces

Your one networked lighting controls control system that scales and adapts to your needs from a single room to an entire campus, both wired and wireless, indoors and out. The flexible and optimizable nLight® system, addresses code requirements and enhances your energy and operational efficiences. Built into the fabric of your building, create a connected experience that promotes comfrot, offers personalized control, and curates user-centered spaces that evoke the desired mood.

Wired Embedded Controls



1. Install the luminaires with embedded controls
2. Install the nLight Wired wall switch.
3. Connect the luminaires using standard CAT-5e cables and the controls devices will automatically discover each other and work (plug and play).

Wireless Embedded Controls

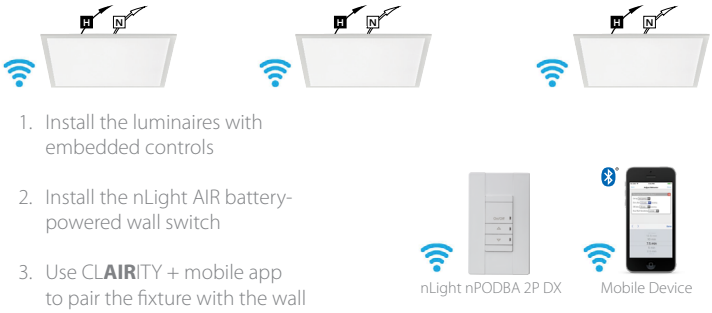

1. Install the luminaires with embedded controls
2. Install the nLight AIR battery-powered wall switch
3. Use CL**AIR**ITY + mobile app to pair the fixture with the wall switch and is desired, customize the sensor settings

nLight embedded fixtures offer:	Customers get:
Manual Dimming	Convenience and visual comfort for occupants
Motion Sensing and/or Daylight Harvesting	Energy savings and code compliance
Fixture or Group Level Control	Ability to configure lighting to the space requirements
Flexibility	Ease of fixture moves, adds and changes
Wireless Wall Switch (nLight AIR Only)	Ease and flexibility of placement
Astronomical and Time of Day Scheduling	Energy savings and building security
Scalable Solution	nLight controls to grow with your business
Future-Ready	nLight platform to set foundation for future upgrades and capabilities

© 2026 Acuity Brands Lighting, Inc. All rights reserved.

GPX 2X4 with nLight



GPX 1X4 with SensorSwitch (Vertex)



GPX 2X2 with nLight



GPX 2X2 with SensorSwitch (Vertex)



GPX 06x4



© 2026 Acuity Brands Lighting, Inc. All rights reserved.

DIMENSIONS

GPX 1X4 (No options)

Length: 47.8" 121.4cm
Width: 11.8" 30.0cm
Depth: 1.7" 4.3cm
Weight:
Unit: 8.4 lbs
Unit Carton: 9.4 lbs

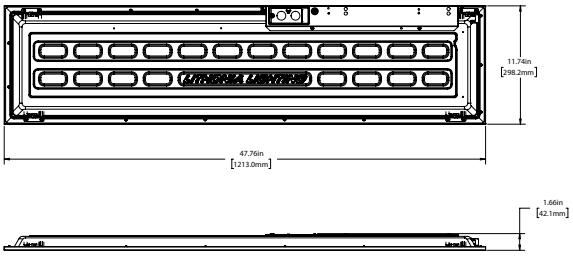

GPX 1X4 (With options)

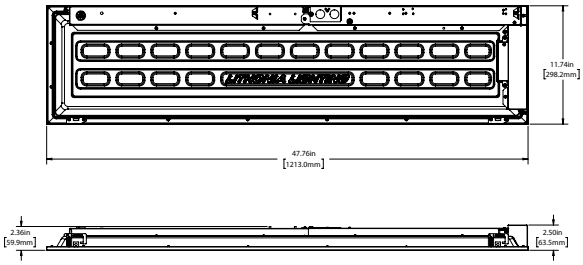

GPX 2X2 (No options)

Length: 23.8" 60.5cm
Width: 23.8" 60.5cm
Depth: 1.7" 4.3cm
Weight:
Unit: 7.6 lbs
Unit Carton: 8.6 lbs

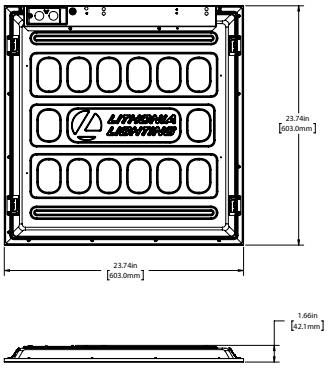

GPX 2X2 (With options)

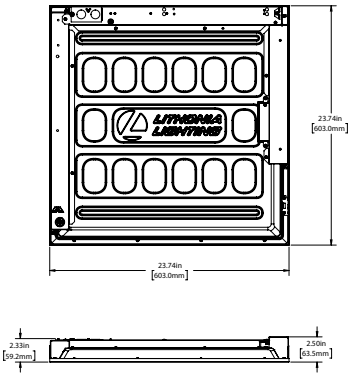

GPX 2X4 (No options)

Length: 47.8" (121.4cm)
Width: 23.8" 60.5cm
Depth: 1.7" 4.3cm
Weight:
Unit: 14.0 lbs
Unit Carton: 16.0 lbs

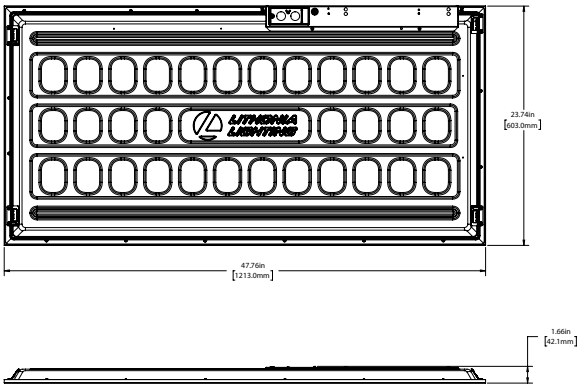

GPX 2X4 (With options)

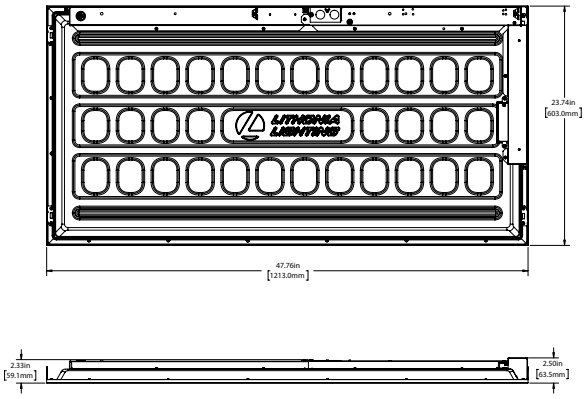

All dimensions are the same except the depth with the E10WRSTAR or 347V configuration.
1X4 - 3.28in (83.3mm) - depth
2X2 - 3.28in (83.3mm) - depth
2X4 - 3.28in (83.3mm) - depth

© 2026 Acuity Brands Lighting, Inc. All rights reserved.

DIMENSIONS

GPX

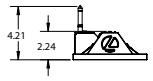

GPX WITH E10WLCP OPTION

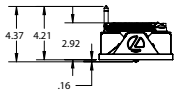

GPX WITH MULTIPLE OPTIONS

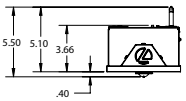

GPX 06x2

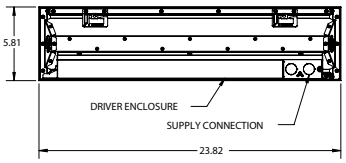

GPX 06x2 WITH E10WLCP

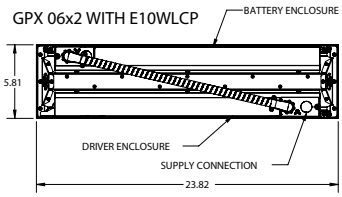

GPX 06x2 347, GTD OR MULTIPLE OPTIONS

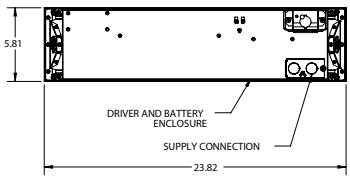

GPX 06x4

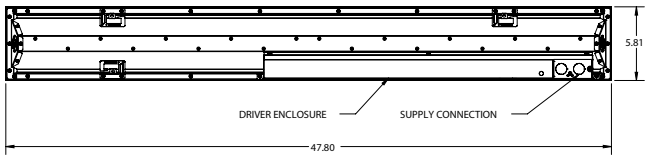

GPX 06x4 WITH E10WLCP

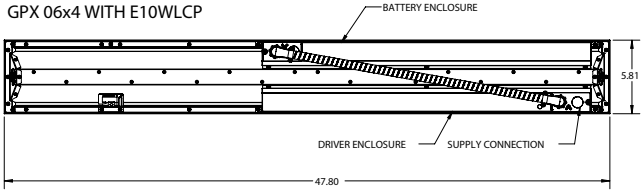

GPX 06x4 347, GTD OR MULTIPLE OPTIONS

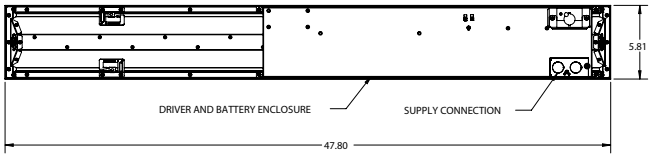

GPX 06x8

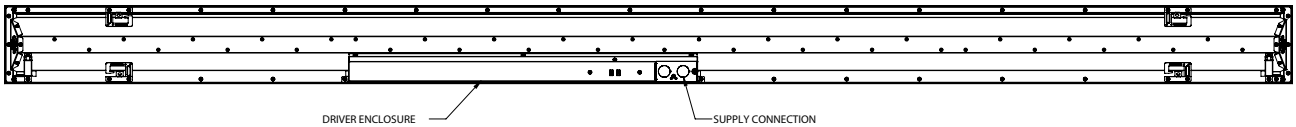

GPX 06x8 WITH E10WLCP

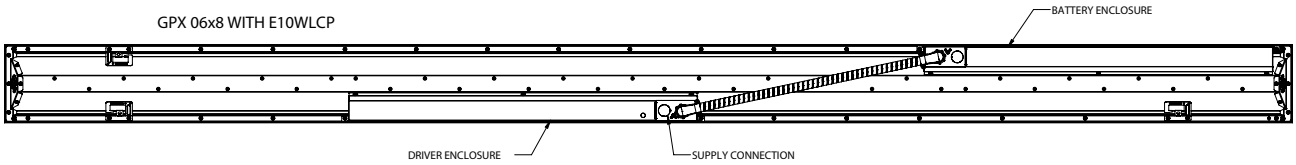

GPX 06x8 WITH SENSOR OPTIONS

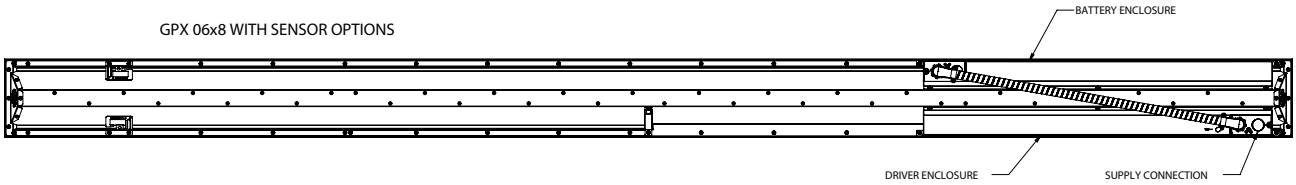

GPX 06x8 347, GTD OR MULTIPLE OPTIONS

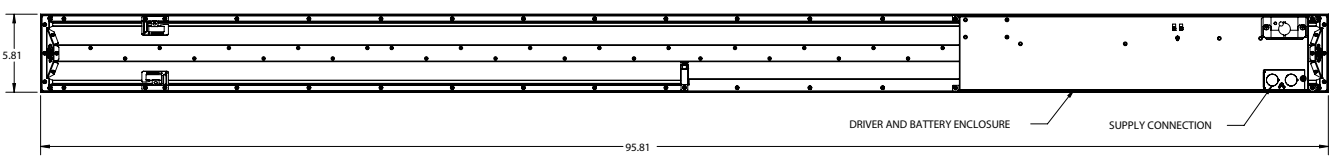

© 2026 Acuity Brands Lighting, Inc. All rights reserved.